

# Race the Championship Series

VIC

Club Points (pg. 34)

Performance Points (pg. 35)

**AUS  
TRIATHLON**



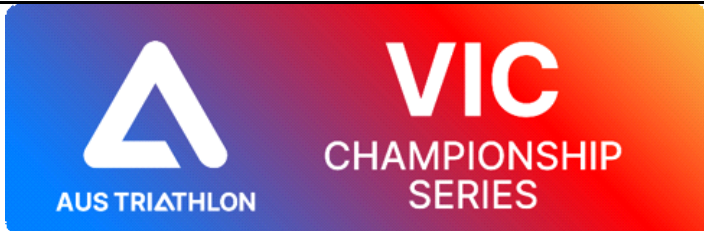













# 15 – 19 Female

		Race #1		Race #2		Race #3		Race #5		Race #4		Race #6		
		Duathlon Scoresby		Long St Kilda		Aquathlon Shepparton		Sprint (Regional) Echuca		Standard Sandringham		Sprint Elwood		
First	Last	Finish	Points	Finish	Points	Finish	Points	Finish	Points	Finish	Points	Finish	Points	Total Points
Charlee	Newman	2	18		FALSE	2	18							36
Lucy	Collins	1	20		FALSE		FALSE							20
Aurora	Jarvis				FALSE	1	20							20
Harper	Bolton	3	16		FALSE		FALSE							16
Isabelle	Kays				FALSE	3	16							16
Rose	Jarvis	4	14		FALSE		FALSE							14
Amelia	Blake				FALSE	4	14							14
Olin	Buisman	5	12		FALSE		FALSE							12
Georgia	Martin				FALSE	5	12							12
Millie	Andrich	6	10		FALSE		FALSE							10
Lexi	Guiney				FALSE	6	10							10
Eve	Anderson	7	8		FALSE		FALSE							8
Isla	Maher				FALSE	7	8							8
Abigail	Bouchier-Jafari	8	6		FALSE		FALSE							6
Mackenzie	Hawthorne				FALSE	8	6							6
					FALSE		FALSE							0

# Multiclass u20 Male

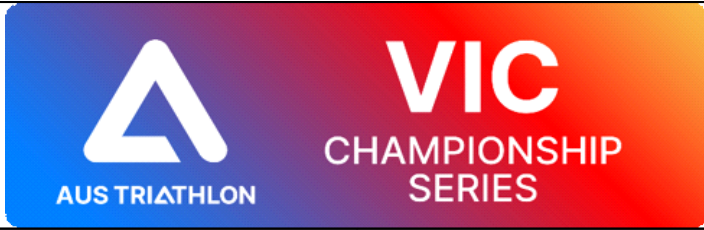

		Race #1		Race #2		Race #3		Race #5		Race #4		Race #6		
		Duathlon Scoresby		Long St Kilda		Aquathlon Shepparton		Sprint (Regional) Echuca		Standard Sandringham		Sprint Elwood		
First	Last	Finish	Points	Finish	Points	Finish	Points	Finish	Points	Finish	Points	Finish	Points	Total Points
Laurence	Tod	1	20		FALSE		FALSE							20
Thomas	McGough	2	18		FALSE		FALSE							18
					FALSE		FALSE							0
					FALSE		FALSE							0
					FALSE		FALSE							0
					FALSE		FALSE							0

# Multiclass u20 Female

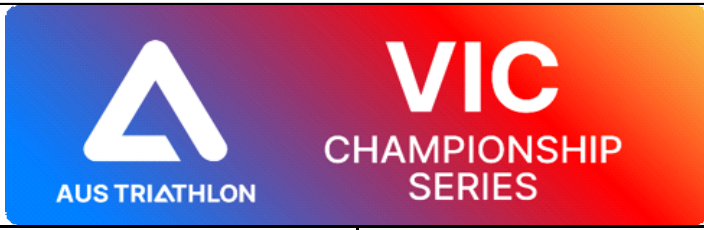
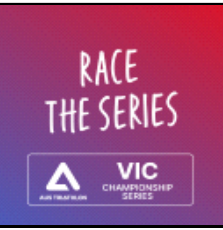
		Race #1		Race #2		Race #3		Race #5		Race #4		Race #6		
		Duathlon Scoresby		Long St Kilda		Aquathlon Shepparton		Sprint (Regional) Echuca		Standard Sandringham		Sprint Elwood		
First	Last	Finish	Points	Finish	Points	Finish	Points	Finish	Points	Finish	Points	Finish	Points	Total Points
Lexi	Guiney	1	20		FALSE		FALSE							20
					FALSE		FALSE							0
					FALSE		FALSE							0
					FALSE		FALSE							0
					FALSE		FALSE							0
					FALSE		FALSE							0



# Para Male

		Race #1		Race #2		Race #3		Race #5		Race #4		Race #6		
		Duathlon Scoresby		Long St Kilda		Aquathlon Shepparton		Sprint (Regional) Echuca		Standard Sandringham		Sprint Elwood		
First	Last	Finish	Points	Finish	Points	Finish	Points	Finish	Points	Finish	Points	Finish	Points	Total Points
Angus	Murrie	1	20		FALSE		FALSE							20
					FALSE		FALSE							0
					FALSE		FALSE							0
					FALSE		FALSE							0
					FALSE		FALSE							0
					FALSE		FALSE							0

# Para Female

		Race #1		Race #2		Race #3		Race #5		Race #4		Race #6		
		Duathlon Scoresby		Long St Kilda		Aquathlon Shepparton		Sprint (Regional) Echuca		Standard Sandringham		Sprint Elwood		
First	Last	Finish	Points	Finish	Points	Finish	Points	Finish	Points	Finish	Points	Finish	Points	Total Points
Andrea	Crompton	1	20		FALSE	1	20							40
					FALSE		FALSE							0
					FALSE		FALSE							0
					FALSE		FALSE							0
					FALSE		FALSE							0
					FALSE		FALSE							0

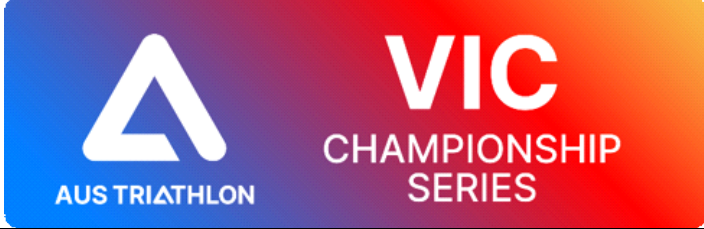





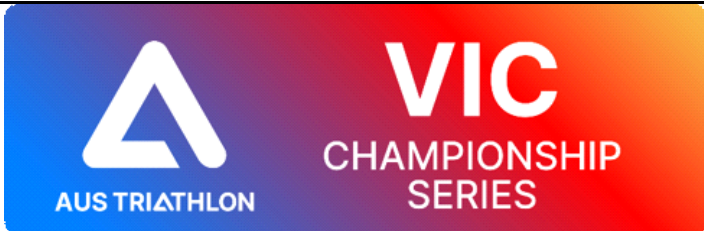





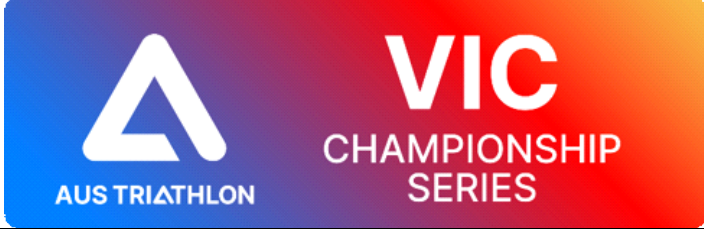

# 25 – 29 Male

		Race #1		Race #2		Race #3		Race #5		Race #4		Race #6		
First	Last	Duathlon Scoresby		Long St Kilda		Aquathlon Shepparton		Sprint (Regional) Echuca		Standard Sandringham		Sprint Elwood		
		Finish	Points	Finish	Points	Finish	Points	Finish	Points	Finish	Points	Finish	Points	
Tom	Page	1	20	1	20		FALSE							40
Carlo	Manolitsas				FALSE	1	20							20
Aaron	McKenzie	2	18		FALSE		FALSE							18
Darcy	Dobson			2	18		FALSE							18
Harshit	Taneja	3	16		FALSE		FALSE							16
Daniel	Bloom			3	16		FALSE							16
Tom	Wilson			4	14		FALSE							14
Nathan	Hick			5	12		FALSE							12
Angus	Wood			6	10		FALSE							10
Ryan	Doyle			7	8		FALSE							8
Jordan	Dole			8	6		FALSE							6
Angus	Davidson			9	4		FALSE							4
Bryson	Norris			10	2		FALSE							2
					FALSE		FALSE							0
					FALSE		FALSE							0
					FALSE		FALSE							0

# 25 – 29 Female

		Race #1		Race #2		Race #3		Race #5		Race #4		Race #6		
		Duathlon Scoresby		Long St Kilda		Aquathlon Shepparton		Sprint (Regional) Echuca		Standard Sandringham		Sprint Elwood		
First	Last	Finish	Points	Finish	Points	Finish	Points	Finish	Points	Finish	Points	Finish	Points	Total Points
Emily	Dunk	1	20		FALSE		FALSE							20
Charlotte	Morrison			1	20		FALSE							20
Georgia	Powning				FALSE	1	20							20
Kelsey	Prest	2	18		FALSE		FALSE							18
Kelsy	Prest			2	18		FALSE							18
Georgie	Jenkins				FALSE	2	18							18
Emily	Harrison	3	16		FALSE		FALSE							16
Asta	Timms			3	16		FALSE							16
Molly	Voss			4	14		FALSE							14
Eliza	Fitzgerald			5	12		FALSE							12
Olive	Snell			6	10		FALSE							10
Olivia	Marr			7	8		FALSE							8
					FALSE		FALSE							0
					FALSE		FALSE							0
					FALSE		FALSE							0
					FALSE		FALSE							0

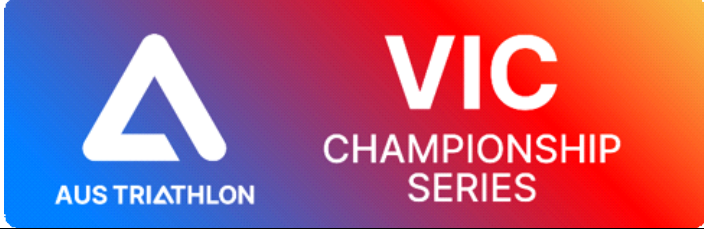

# 30 – 34 Male

		Race #1		Race #2		Race #3		Race #5		Race #4		Race #6		
First	Last	Duathlon Scoresby		Long St Kilda		Aquathlon Shepparton		Sprint (Regional) Echuca		Standard Sandringham		Sprint Elwood		
		Finish	Points	Finish	Points	Finish	Points	Finish	Points	Finish	Points	Finish	Points	
Joshua	Robson	1	20	2	18		FALSE							38
Scott	Gibson	2	18	5	12		FALSE							30
Dayne	Ruff	3	16	6	10		FALSE							26
Tyler	Murphy			1	20		FALSE							20
Nestor	Ochoa Rivera				FALSE	1	20							20
Samuel	Willersdorf			3	16		FALSE							16
Mitchell	Cherry	4	14		FALSE		FALSE							14
Benjamin	Amberg			4	14		FALSE							14
David	Davallo	5	12		FALSE		FALSE							12
Zhuowei	Zhang	6	10		FALSE		FALSE							10
Roscoe	Dray	7	8		FALSE		FALSE							8
Raymond	Whittington			7	8		FALSE							8
Jack	Griffiths			8	6		FALSE							6
Andrew	Gibson			9	4		FALSE							4
Aaron	Pitcaithly			10	2		FALSE							2
					FALSE		FALSE							0



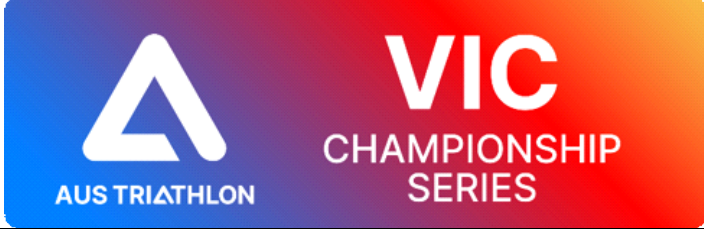



# 35 – 39 Male

		Race #1		Race #2		Race #3		Race #5		Race #4		Race #6		
First	Last	Duathlon Scoresby		Long St Kilda		Aquathlon Shepparton		Sprint (Regional) Echuca		Standard Sandringham		Sprint Elwood		
		Finish	Points	Finish	Points	Finish	Points	Finish	Points	Finish	Points	Finish	Points	Total Points
Justin	Gray	1	20		FALSE		FALSE							20
Aaron	Bognar			1	20		FALSE							20
Thomas	O'Hagan				FALSE	1	20							20
David	van der Waal	2	18		FALSE		FALSE							18
Shaine	Webber			2	18		FALSE							18
Jonas	Gonzalez Martin	3	16		FALSE		FALSE							16
Tom	Upton			3	16		FALSE							16
Mario	Scabus			4	14		FALSE							14
Tommy	Griese			5	12		FALSE							12
Sean	Dwyer			6	10		FALSE							10
Andrew	Strickland			7	8		FALSE							8
Liam	Moller			8	6		FALSE							6
Lincoln	Stephen			9	4		FALSE							4
Jonathan	Mercuri			10	2		FALSE							2
					FALSE		FALSE							0
					FALSE		FALSE							0





# 40 – 44 Male



		Race #1		Race #2		Race #3		Race #5		Race #4		Race #6		
		Duathlon Scoresby		Long St Kilda		Aquathlon Shepparton		Sprint (Regional) Echuca		Standard Sandringham		Sprint Elwood		
First	Last	Finish	Points	Finish	Points	Finish	Points	Finish	Points	Finish	Points	Finish	Points	Total Points
Chris	Dixon	3	16	3	16		FALSE							32
Caleb	McInnes	1	20		FALSE		FALSE							20
Sean	de Morton			1	20		FALSE							20
Anthony	Nicolaci				FALSE	1	20							20
Stephen	Hadley	2	18		FALSE		FALSE							18
Trent	Dawson			2	18		FALSE							18
Matthew	Collins	4	14		FALSE		FALSE							14
Daniel	Roberts			4	14		FALSE							14
Mario	Rosa	5	12		FALSE		FALSE							12
Ben	Osmand			5	12		FALSE							12
Bart	Watson	6	10		FALSE		FALSE							10
Wayne	Veitch			6	10		FALSE							10
John	Shiels			7	8		FALSE							8
Chris	Roberts			8	6		FALSE							6
Daniel	McFarlane			9	4		FALSE							4
Mark	Humphry			10	2		FALSE							2





# 45 – 49 Male

		Race #1		Race #2		Race #3		Race #5		Race #4		Race #6		
		Duathlon Scoresby		Long St Kilda		Aquathlon Shepparton		Sprint (Regional) Echuca		Standard Sandringham		Sprint Elwood		
First	Last	Finish	Points	Finish	Points	Finish	Points	Finish	Points	Finish	Points	Finish	Points	Total Points
Stephen	MacMillan	1	20	1	20		FALSE							40
Stephane	Vander Bruggen	3	16		FALSE	1	20							36
Chris	Chatham	4	14		FALSE	2	18							32
Jeffrey	Beer	5	12		FALSE	4	14							26
Craig	Cassidy	2	18		FALSE		FALSE							18
Sam	Hume			2	18		FALSE							18
Jamie	Mead			3	16		FALSE							16
Martin	Joy				FALSE	3	16							16
Greg	Redford			4	14		FALSE							14
Paul	Breguet			5	12		FALSE							12
Gavin	Hicks				FALSE	5	12							12
Tim	Hudson			6	10		FALSE							10
Matt	Wielgosz			7	8		FALSE							8
David	Deakin			8	6		FALSE							6
Ian	Jones			9	4		FALSE							4
Mark	Dinning			10	2		FALSE							2

# 45 – 49 Female

		Race #1		Race #2		Race #3		Race #5		Race #4		Race #6		
		Duathlon Scoresby		Long St Kilda		Aquathlon Shepparton		Sprint (Regional) Echuca		Standard Sandringham		Sprint Elwood		
First	Last	Finish	Points	Finish	Points	Finish	Points	Finish	Points	Finish	Points	Finish	Points	Total Points
Josie	Mulcahy	1	20		FALSE		FALSE							20
Gemma	Berry			1	20		FALSE							20
Severine	Roman	2	18		FALSE		FALSE							18
Alison	Sanders			2	18		FALSE							18
Nikki	Warren	3	16		FALSE		FALSE							16
Alexandra	Sion			3	16		FALSE							16
Sheridan	Brown	4	14		FALSE		FALSE							14
Laura	Smithers-Shaw			4	14		FALSE							14
Dawn	Fraser	5	12		FALSE		FALSE							12
Emma	Spinks			5	12		FALSE							12
Helen	Napier			6	10		FALSE							10
Leah	Hickey			7	8		FALSE							8
Jessica	Warr			8	6		FALSE							6
Heidi	Edmiston				FALSE	1	20							20
Carole	McGregor				FALSE	2	18							18
					FALSE		FALSE							0



# 50 – 54 Male

		Race #1		Race #2		Race #3		Race #5		Race #4		Race #6		
First	Last	Duathlon Scoresby		Long St Kilda		Aquathlon Shepparton		Sprint (Regional) Echuca		Standard Sandringham		Sprint Elwood		
		Finish	Points	Finish	Points	Finish	Points	Finish	Points	Finish	Points	Finish	Points	Total Points
Mack	Clarkson	1	20	2	18		FALSE							38
Paul	Taylor	2	18		FALSE	1	20							38
Damian	Angus			1	20		FALSE							20
William	Blake				FALSE	2	18							18
Darren	Cronshaw	3	16		FALSE		FALSE							16
Mark	Rickinson			3	16		FALSE							16
David	Preston				FALSE	3	16							16
Scott	Pangbourne	4	14		FALSE		FALSE							14
Tim	Stickley	5	12	10	2		FALSE							14
Matt	Ellis			4	14		FALSE							14
James	Howison			5	12		FALSE							12
Leigh	Rasti	6	10		FALSE		FALSE							10
Jason	Taylor			6	10		FALSE							10
Andrew	Dauncey	7	8		FALSE		FALSE							8
Mike	Haintz			7	8		FALSE							8
Jose Maria	Monge Bernier	8	6		FALSE		FALSE							6





# 55 – 59 Male



		Race #1		Race #2		Race #3		Race #5		Race #4		Race #6		
		Duathlon Scoresby		Long St Kilda		Aquathlon Shepparton		Sprint (Regional) Echuca		Standard Sandringham		Sprint Elwood		
First	Last	Finish	Points	Finish	Points	Finish	Points	Finish	Points	Finish	Points	Finish	Points	Total Points
Richard	Harvey	1	20		FALSE		FALSE							20
Peter	Carne			1	20		FALSE							20
Stephen	Glover				FALSE	1	20							20
Daryn	James	2	18		FALSE		FALSE							18
Simon	Whitford			2	18		FALSE							18
Paul	Cooper				FALSE	2	18							18
Alister	Ward	3	16		FALSE		FALSE							16
Gordan	Durnan			3	16		FALSE							16
Mark	Stephan				FALSE	3	16							16
Zoran	Krstevski	4	14		FALSE		FALSE							14
Mark	Jankovskis			4	14		FALSE							14
Sergi	Rodriguez	5	12		FALSE		FALSE							12
Luch	Tosin			5	12		FALSE							12
Darren	Wishart	6	10		FALSE		FALSE							10
Paul	O'Brien			6	10		FALSE							10
Steve	Smith	7	8		FALSE		FALSE							8



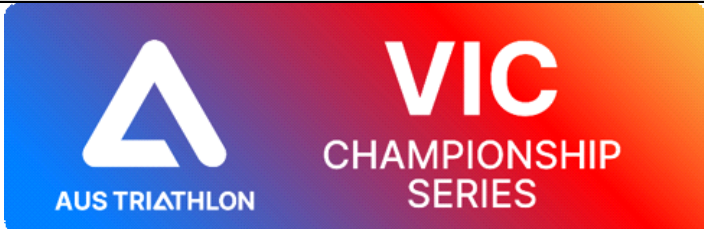





# 65 – 69 Male

		Race #1		Race #2		Race #3		Race #5		Race #4		Race #6		
		Duathlon Scoresby		Long St Kilda		Aquathlon Shepparton		Sprint (Regional) Echuca		Standard Sandringham		Sprint Elwood		
First	Last	Finish	Points	Finish	Points	Finish	Points	Finish	Points	Finish	Points	Finish	Points	Total Points
Tom	Gibson	1	20	1	20		FALSE							40
Tony	Ruddick				FALSE	1	20							20
Ron	Gillies	2	18		FALSE		FALSE							18
David	Britt			2	18		FALSE							18
Kristoffer	Greaves	3	16		FALSE		FALSE							16
Gary	Rosengarten			3	16		FALSE							16

# 65 – 69 Female

		Race #1		Race #2		Race #3		Race #5		Race #4		Race #6		
		Duathlon Scoresby		Long St Kilda		Aquathlon Shepparton		Sprint (Regional) Echuca		Standard Sandringham		Sprint Elwood		
First	Last	Finish	Points	Finish	Points	Finish	Points	Finish	Points	Finish	Points	Finish	Points	Total Points
Joanne	Deacon	1	20		FALSE	1	20							40
					FALSE		FALSE							0
					FALSE		FALSE							0
					FALSE		FALSE							0
					FALSE		FALSE							0
					FALSE		FALSE							0


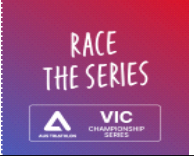




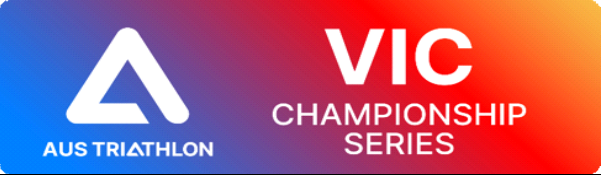





# Club Points

	Race #1	Race #2	Race #3	Race #4	Race #5	Race #6	TO POINTS	
	Duathlon Scoresby	Long St Kilda	Aquathlon Shepparton	Sprint (Regional) Echuca	Standard Sandringham	Sprint Elwood	Bonus Technical Official Points	
<b>LARGE CLUBS</b>	<b>Points</b>	<b>Points</b>	<b>Points</b>				<b>Points</b>	<b>Total Points</b>
Nunawading Tri Club	38	38	5				<b>81</b>	
Bayside Tri Club	18	27					<b>45</b>	
Melbourne Tri Club	9	11	19				6	<b>45</b>
Hawthorn Tri Club	24	12					<b>36</b>	
Western Suburbs Tri Club	7	16	7				<b>30</b>	
<b>SMALL CLUBS</b>	<b>Points</b>	<b>Points</b>	<b>Points</b>				<b>Points</b>	
Inclusive Sports Training	94		86				<b>180</b>	
Beckworth Racing	72	12	33				4	<b>121</b>
Yarra Tri Club	73	11	35				<b>119</b>	
Shepparton Tri Club	17	4	49	<b>70</b>				
Peak Athlete Coaching	51		17	<b>68</b>				
TriSpecify	28	18	19	<b>65</b>				
Mornington Peninsula TC	25	31		4	<b>60</b>			
GPC Squad	33	3	19	2	<b>57</b>			
Triathlon Adventures Geelong	43	1	6	4	<b>54</b>			

# Performance Points

	Race #1	Race #2	Race #3	Race #4	Race #5	Race #6	
	Duathlon Scoresby	Long St Kilda	Aquathlon Shepparton	Sprint (Regional) Echuca	Standard Sandringham	Sprint Elwood	
PERFORMANCE	Points	Points	Points				Total Points
Yarra Tri Club	17		9				26
Inclusive Sports Training	11		15				26
Beckworth Racing	11	4	11				26
Shepparton Triathlon Club	3		14				17
Mornington Peninsula Triathlon Club	6	7					13
Peak Athlete Coaching	9		3				12
TriVelo Coaching	7	3					10
Tri-Alliance	7		3				10
Greensborough Triathlon Club	7		2				9
ETPA	6	3					9
TriSpecify	5	3	1				9
Triathlon Adventures Geelong	8						8
GPC squad	3		5				8
Casey Cardinia Triathlon Squad	5	2					7
Nunawading Tri Club	5	2					7
Bayside Triathlon club	4	3					7
Melbourne Triathlon Club	2		5				7
Eltham Tri Club	4	2					6
Wild Dog Triathlon Club	2		3				5
Knox Triathlon Club	3		1				4
Echuca Moama Triathlon Club	3		1				4
Hawthorn Triathlon Club	3						3
Albury Wodonga Triathlon Club	3						3
Ringwood Triathlon Club	2						2