



Race the Championship Series



QLD

AUS
TRIATHLON



12 – 13 Male

		Race #1		Race #2		Race #3		Race #4		Race #5		Race #6		Race #7		Race #8		
		Wellcamp Duathlon		Coral Coast Triathlon Festival		QLD Aquathlon		Trex Sunshine Coast		QTS R.3 Robina		QTS R.5 Robina		HOTW		Auswide Sprint Bargara		
First	Last	Finish	Points	Finish	Points	Finish	Points	Finish	Points	Finish	Points	Finish	Points	Finish	Points	Finish	Points	Total Points
Daniel	Glasper	1	20			2	18	1	20	3	16	1	20					94
Callum	Bailey	2	18							1	20							38
Joel	Rodd					1	20					3	16					36
Bennett	Longhurst									2	18	2	18					36
Alfred	Jonsson									6	10	5	12					22
Stuart	Vagg													1	20			20
Aiden	Turner													2	18			18
Elijah	Tatlow	3	16															16
Evan	Vaughan					3	16											16
Gilbert	Barrett									10	2	4	14					16
Austin	Ransley													3	16			16
Levi	Tandog					4	14											14
Oscar	Kisby									4	14							14
Liam	Tandog					5	12											12
Oscar	Brelsford									5	12							12
Billy	Court					6	10											10
Talus	Manning											6	10					10
Harry	Plane									7	8							8
Cooper	Shevin											7	8					8
Flynn	Banner									8	6							6
Tom	Oliphant											8	6					6



14 – 15 Male

		Race #1		Race #2		Race #3		Race #4		Race #5		Race #6		Race #7		Race #8		
		Wellcamp Duathlon		Coral Coast Triathlon Festival		QLD Aquathlon		Trex Sunshine Coast		QTS R.3 Robina		QTS R.5 Robina		HOTW		Auswide Sprint Bargara		
First	Last	Finish	Points	Finish	Points	Finish	Points	Finish	Points	Finish	Points	Finish	Points	Finish	Points	Finish	Points	Total Points
Felix	Nielsen	3	16	1	20	2	18	2	18	6	10							82
Tobyn	O'Hara	1	20			1	20			1	20			1	20			80
Ralph	Nielsen	4	14	2	18			1	20	4	14	6	10					76
Koby	Read	2	18									2	18					36
Nash	Boal									9	4	3	16					20
Lucas	Soegaard											1	20					20
Alex	Butler									2	18							18
Brody	Velthuis	8	6									5	12					18
Otto	Hooi					3	16											16
Lachlan	Morley							3	16									16
William	Kisby									3	16							16
Liam	Thornton					4	14											14
Vince	Bell	5	12							10	2							14
Jayden	Pahor											4	14					14
Joshua	Ward					5	12											12
Alexander	Donaldson									5	12							12
Ben	Vickery	6	10															10
Mitchell	Wilkes	10	2									7	8					10
Austin	Camenzuli									7	8							8
Samuel	Longhurst	7	8															8
Connor	Bilson	9	4									9	4					8
Jude	Brimelow									8	6							6
Joshua	Algate											8	6					6
Sebastian	Gold											10	2					2



35 – 39 Male

		Race #1		Race #2		Race #3		Race #4		Race #5		Race #6		Race #7		Race #8		
First	Last	Wellcamp Duathlon		Coral Coast Triathlon Festival		QLD Aquathlon		Trex Sunshine Coast		QTS R.3 Robina		QTS R.5 Robina		HOTW		Auswide Sprint Bargara		
		Finish	Points	Finish	Points	Finish	Points	Finish	Points	Finish	Points	Finish	Points	Finish	Points	Finish	Points	
Victor	Gracio	4	14					3	16	7	8	7	8					46
Daniel	Smith									1	20	1	20					40
Pieter	Van Der Kooij	3	16											1	20			36
Zachary	Cunningham	5	12									5	12					24
Peter	Anderson											8	6	3	16			22
Mathew	Phillips	1	20															20
Jonathan	Camilleri			1	20													20
Chris	Moore							1	20									20
James	Bartlett	2	18															18
Lou	Brillault							2	18									18
Michael	Entwistle									2	18							18
Ben	Farley											2	18					18
Richard	Giltrow													2	18			18
Sam	Russel									3	16							16
Joao	Otavio Fernandes Ferreira*											3	16					16
Justin	Giles							4	14									14
Ben	Russel									4	14							14
Michael	Pelka											4	14					14
Courtney	Thomas													4	14			14
Jake	Russel									5	12							12
Mitchell	Marriott													5	12			12
Jackson	Keatinge													6	10			10
Michael	Howlett	6	10															10
Jed	Price									6	10							10
Alex	Williams											6	10					10
Matthew	Lovell													7	8			8
Gregory	Stirton											7	8					8
Matthew	Leven													8	6			6
Timmy	Hortz									8	6							6
Ben	Nothling									9	4							4
Francisco	Caicedo Narvaez											9	4					4
Craig	Willows-Keetley									10	2							2
Matthew	Miller											10	2					2



40 – 44 Male

		Race #1		Race #2		Race #3		Race #4		Race #5		Race #6		Race #7		Race #8		
First	Last	Wellcamp Duathlon		Coral Coast Triathlon Festival		QLD Aquathlon		Trex Sunshine Coast		QTS R.3 Robina		QTS R.5 Robina		HOTW		Auswide Sprint Bargarra		
		Finish	Points	Finish	Points	Finish	Points	Finish	Points	Finish	Points	Finish	Points	Finish	Points	Finish	Points	Total Points
Kane	Finch	3	16							1	20	1	20					56
Joshua	Cresswell	1	20									2	18	2	18			56
Adam	Chadburn					2	18	1	20			5	12					50
Damien	Butlers									2	18	4	14					32
Jayce	Parker									4	14	6	10					24
Mark	Renfree			1	20													20
Ben	Wright					1	20											20
Robert	Cordle													1	20			20
Jeremy	Patch	2	18															18
Jaime	Cascajares									3	16							16
Tyson	Matheson											3	16					16
Scott	Richards													3	16			16
Darren	Ryan					3	16											16
Garth	Ridley	4	14															14
Mark	Prasser					4	14											14
Timmy	Waldon											4	14					14
Nathan	Breust													4	14			14
Brett	Ward	5	12															12
Ben	Luscombe									5	12							12
David	Griffin													5	12			12
Nathan	Breust	6	10															10
Mike	Garbuio									6	10							10
Alex	Croese													6	10			10
Shaun	Feuerriegel									7	8							8
James	McDougall											7	8					8
Buddy	Hippi													7	8			8
Ryan	Rae									8	6							6
Chris	Pye											8	6					6
David	Nunn													8	6			6
Brendan	Cameron									9	4							4
Glen	Turner											9	4					4
Dewayne	Wells													9	4			4
Robert	Eid									10	2							2
Andrew	Daniels											10	2					2
Matthew	Todd													10	2			2

40 – 44 Female

		Race #1		Race #2		Race #3		Race #4		Race #5		Race #6		Race #7		Race #8		
		Wellcamp Duathlon		Coral Coast Triathlon Festival		QLD Aquathlon		Trex Sunshine Coast		QTS R.3 Robina		QTS R.5 Robina		HOTW		Auswide Sprint Bargara		
First	Last	Finish	Points	Finish	Points	Finish	Points	Finish	Points	Finish	Points	Finish	Points	Finish	Points	Finish	Points	Total Points
Jacqui	Milson	2	18							1	20							38
Sian	Keast									2	18	2	18					36
Rebecca	Ius					1	20			9	4							24
Cindy	Wilkins	1	20															20
Maike	Wolf											1	20					20
Kathryn	Alley													1	20			20
Edwina	Woods													2	18			18
Yolande	Willemse	3	16															16
Susie	Garnsworthy									3	16							16
Kelly	Wright											3	16					16
Kerri	Vagg													3	16			16
Alanah	Hooi	4	14															14
Melissa	Watson									4	14							14
Anna	Matthews											4	14					14
Suellen	Vaughan	5	12															12
Caroline	Hogan									5	12							12
Debbie	Wendt											5	12					12
Trineane	Patch	6	10															10
Sarah	Pye									6	10							10
Kimberley	Ashton									7	8							8
Rebecca	Bullock									8	6							6
Jessie	Cass									10	2							2



45 – 49 Male

		Race #1		Race #2		Race #3		Race #4		Race #5		Race #6		Race #7		Race #8		
First	Last	Wellcamp Duathlon		Coral Coast Triathlon Festival		QLD Aquathlon		Trex Sunshine Coast		QTS R.3 Robina		QTS R.5 Robina		HOTW		Auswide Sprint Bargara		
		Finish	Points	Finish	Points	Finish	Points	Finish	Points	Finish	Points	Finish	Points	Finish	Points	Finish	Points	
Shannon	Ahern	5	12			1	20	1	20			10	2	4	14			68
Scott	Kean											2	18	1	20			38
Paul	Crothers					3	16	3	16									32
Danny	Peters	3	16							9	4	6	10					30
Mark	Gunther									3	16	5	12					28
Rohan	Veal									6	10	3	16					26
Matthew	Klibbe	1	20															20
Kevin	Durose			1	20													20
Scott	Wildin									1	20							20
David	Walsh											1	20					20
Jonathan	Lane	2	18															18
Andrew	Campbell			2	18													18
Luke	Copas					2	18											18
Nick	Atkin							2	18									18
David	Mildren									2	18							18
Ben	Folmer													2	18			18
James	Dixon													3	16			16
Troy	Marshall	4	14															14
Isaac	Tonello									4	14							14
Dean	Davidson											4	14					14
Ben	McCullen									5	12							12
David	Bones													5	12			12
Tom	Hodgson	6	10															10
Matthew	Gallagher													6	10			10
Matt	Maw	7	8															8
Peter	Read									7	8							8
Scott	Vickers									10	2	8	6					8
Stephen	Kettley											7	8					8
Shannon	Hudson													7	8			8
Stephen	Kettley									8	6							6
Stephen	Pavic													8	6			6
Terrance	Britt											9	4					4
Russell	McKeown													9	4			4
Mauricio	Abraham													10	2			2



45 – 49 Female

		Race #1		Race #2		Race #3		Race #4		Race #5		Race #6		Race #7		Race #8		
First	Last	Wellcamp Duathlon		Coral Coast Triathlon Festival		QLD Aquathlon		Trex Sunshine Coast		QTS R.3 Robina		QTS R.5 Robina		HOTW		Auswide Sprint Bargara		
		Finish	Points	Finish	Points	Finish	Points	Finish	Points	Finish	Points	Finish	Points	Finish	Points	Finish	Points	Total Points
Alison	Ryan					1	20			1	20							40
Taryn	Lester									2	18	2	18					36
Pamela	Murch	2	18			3	16											34
Emma	McAuliffe					2	18			5	12							30
Ulrike	Longhurst	1	20															20
Sarah	Richmond											1	20					20
Kristy	Sheehan													1	20			20
Sally	Poole													2	18			18
Nicole	Phillips	3	16															16
Elisa	Kennerley									3	16							16
Cath	Spencer											3	16					16
Sally	Tyben													3	16			16
Tarn	Barfoot									4	14							14
Jodie	Wood											4	14					14
Taryn	Charlton									6	10							10
Jessica	Malloy									7	8							8
Yolanda	Chumbley									8	6							6
Julieta	Read									9	4							4



50 – 54 Male

		Race #1		Race #2		Race #3		Race #4		Race #5		Race #6		Race #7		Race #8		
First	Last	Wellcamp Duathlon		Coral Coast Triathlon Festival		QLD Aquathlon		Trex Sunshine Coast		QTS R.3 Robina		QTS R.5 Robina		HOTW		Auswide Sprint Bargara		
		Finish	Points	Finish	Points	Finish	Points	Finish	Points	Finish	Points	Finish	Points	Finish	Points	Finish	Points	Total Points
Andrew	Hunt					2	18	3	16	5	12	5	12					58
Chris	Bradford									1	20	1	20					40
Simon	Nendick	3	16					1	20									36
Troy	Collins									2	18	2	18					36
Michael	Furey					1	20			6	10							30
Kirk	Purchase	1	20															20
Tate	Jones			1	20													20
Jason	Sams													1	20			20
Nigel	Peacock	2	18															18
Warren	Foster							2	18									18
Scott	Ovenden													2	18			18
David	Crellin									3	16							16
Dorian	Nicholson									7	8	7	8					16
Daniel	Menefy											3	16					16
Matt	Lane													3	16			16
Charles	Henwood	4	14															14
Robert	Schmidt									4	14							14
Jonathon	Roper											4	14					14
Tony	Young													4	14			14
Neil	Jones	5	12															12
Brendan	Miller													5	12			12
Sean	Southwood	6	10															10
Danny	Khazen									9	4	8	6					10
Andrew	Garnsworthy											6	10					10
Anthony	Fletcher													6	10			10
Tony	Clark													7	8			8
Albie	Furley									8	6							6
Toshitaka	Ishihara											9	4					4
Steve	Bennett									10	2							2
Jason	Gearing											10	2					2



55 – 59 Male

		Race #1		Race #2		Race #3		Race #4		Race #5		Race #6		Race #7		Race #8		
		Wellcamp Duathlon		Coral Coast Triathlon Festival		QLD Aquathlon		Trex Sunshine Coast		QTS R.3 Robina		QTS R.5 Robina		HOTW		Auswide Sprint Bargara		
First	Last	Finish	Points	Finish	Points	Finish	Points	Finish	Points	Finish	Points	Finish	Points	Finish	Points	Finish	Points	Total Points
Eric	Stephen Leach							1	20	1	20	3	16					56
Sam	Cooke	2	18			4	14	2	18									50
Stephen	Dummett	1	20											2	18			38
Nick	Dunn					2	18			7	8							26
Trevor	Garvey			1	20													20
Jeff	Mitchell					1	20											20
Michael	Lennon											1	20					20
Evan	Rogers													1	20			20
Stuart	Kemp									2	18							18
David	Gray											2	18					18
Marthinus	Heunis	3	16															16
David	Neighbour					3	16											16
Kevin	Guest									3	16							16
Ian	Dominguez													3	16			16
Ian	Watson	4	14															14
Mark	Munchenberg									4	14							14
Glen	Torepe											4	14					14
Warren	Forbes													4	14			14
Dennis	Rochford	5	12															12
Wayne	Simmons									5	12							12
Karl	de Klerk											5	12					12
Adrian	Pearce													5	12			12
David	Sullivan									6	10							10
Jason	Bettles											6	10					10
Allister	Hill													6	10			10
Darren	Griffiths											7	8					8
David	Comiskey													7	8			8
Scott	Sewell									8	6							6
Kelvin	Oldham											8	6					6
Peter	Gourlas													8	6			6
Craig	Cronan									9	4							4
Darren	Dillon													9	4			4
Michael	Wilson									10	2							2
Mark	Jarvis													10	2			2

55 – 59 Female

		Race #1		Race #2		Race #3		Race #4		Race #5		Race #6		Race #7		Race #8		
		Wellcamp Duathlon		Coral Coast Triathlon Festival		QLD Aquathlon		Trex Sunshine Coast		QTS R.3 Robina		QTS R.5 Robina		HOTW		Auswide Sprint Barga		
First	Last	Finish	Points	Finish	Points	Finish	Points	Finish	Points	Finish	Points	Finish	Points	Finish	Points	Finish	Points	Total Points
Angela	Clarke	2	18							1	20	2	18					56
Jenny	Bardwick					1	20					5	12					32
Denise	Sweeney									2	18	4	14					32
Kylie	Dummett	3	16											3	16			32
Bronwyn	Williams					3	16			8	6							22
Ke	Wang	4	14							7	8							22
Lynn	Bramham	1	20															20
Kim	Bowling											1	20					20
Chrissie	Bowie													1	20			20
Marian	Sheffield					2	18											18
Gayle	Young													2	18			18
Bridget	Copland									3	16							16
Anne-Marie	Boshoff											3	16					16
Christine	Kinlay									4	14							14
Fiona	Day	5	12															12
Lisa	Cox									5	12							12
Eugine	Martinz	6	10															10
Sharyn	Sutton									6	10							10
Linda	Stockwell											6	10					10
Leanne	Magregor									9	4							4
Anna	Doolan									10	2							2

60 – 64 Male

		Race #1		Race #2		Race #3		Race #4		Race #5		Race #6		Race #7		Race #8		
First	Last	Wellcamp Duathlon		Coral Coast Triathlon Festival		QLD Aquathlon		Trex Sunshine Coast		QTS R.3 Robina		QTS R.5 Robina		HOTW		Auswide Sprint Bargaara		
		Finish	Points	Finish	Points	Finish	Points	Finish	Points	Finish	Points	Finish	Points	Finish	Points	Finish	Points	Total Points
David	Kelly									2	18	1	20					38
Allan	Moustoukas			2	18									2	18			36
Garry	Alston			1	20							4	14					34
Craig	Sayer									3	16	2	18					34
Paul	Burnham									4	14	3	16					30
Andrew	Garrett	1	20							7	8							28
Ian	Challoner											6	10	3	16			26
Christian	Seymour									1	20							20
David	Loader													1	20			20
Steve	Miller	2	18															18
Robert	Luxford	3	16							10	2							18
Darren	Earle	4	14															14
Colin	Stollery									5	12							12
Martin	Stockwell											5	12					12
Phillip	Bird									6	10							10
Mark	Brownlee											7	8					8
Stuart	Low									8	6							6
Peter	Chislett											8	6					6
Huw	Jones									9	4							4
Bruce	Kean											9	4					4

