

Race the Championship Series

VIC

Club Points (pg. 34)

Performance Points (pg. 35)

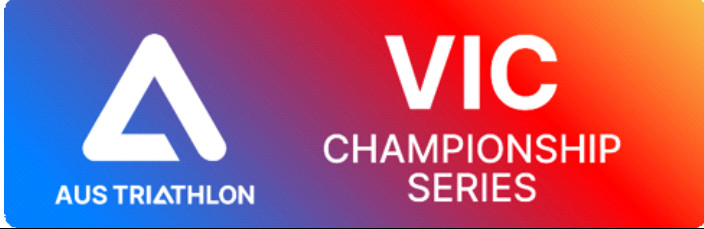

**Points subject to change*

**TO bonus points still to be included in club points)*



Contact info@triathlon.org.au

**AUS
TRIATHLON**



12 – 13 Male

		Race #1		Race #2		Race #3		Race #4		Race #5		Race #6		
First	Last	Duathlon Scoresby		Long St Kilda		Aquathlon Shepparton		Sprint (Regional) Echuca		Standard Sandringham		Sprint Elwood		
		Finish	Points	Finish	Points	Finish	Points	Finish	Points	Finish	Points	Finish	Points	
Taj	Walker				FALSE	1	20	1	20	5	12	6	10	62
Charlie	Callow	2	18		FALSE		FALSE		FALSE	2	18	4	14	50
Mackinlee	Carroll	1	20		FALSE		FALSE		FALSE	3	16	7	8	44
Max	Fraser				FALSE		FALSE		FALSE	1	20	2	18	38
Jacob (JT)	Gu-Han				FALSE		FALSE		FALSE	4	14	3	16	30
Marcel	Incani				FALSE		FALSE		FALSE	6	10	1	20	30
Jonathan	Hudson	3	16		FALSE		FALSE		FALSE		FALSE	5	12	28
Ned	O'Neale		FALSE		FALSE		FALSE	2	18		FALSE		FALSE	18
Jensen	Andrich	4	14		FALSE		FALSE		FALSE		FALSE		FALSE	14
Alby	Harrison				FALSE		FALSE		FALSE	7	8	8	6	14
Edward	Smith				FALSE		FALSE		FALSE	8	6	9	4	10
Levi	Robertson				FALSE		FALSE		FALSE	9	4		FALSE	4
Jack	Donovan				FALSE		FALSE		FALSE	10	2	10	2	4
Fiete Halvar	Diers				FALSE		FALSE		FALSE		FALSE		FALSE	0
					FALSE		FALSE		FALSE		FALSE		FALSE	0
					FALSE		FALSE		FALSE		FALSE		FALSE	0



14 – 15 Male

		Race #1		Race #2		Race #3		Race #4		Race #5		Race #6		
		Duathlon Scoresby		Long St Kilda		Aquathlon Shepparton		Sprint (Regional) Echuca		Standard Sandringham		Sprint Elwood		
First	Last	Finish	Points	Finish	Points	Finish	Points	Finish	Points	Finish	Points	Finish	Points	Total Points
Declan	Loeckx	1	20		FALSE		FALSE	3	16	1	20		FALSE	56
Henry	Burriss	2	18		FALSE		FALSE	1	20		FALSE		FALSE	38
Dempsey	Podmore	7	8		FALSE		FALSE		FALSE	4	14	3	16	38
Adam	Conway				FALSE		FALSE		FALSE	2	18	1	20	38
Kyan	Luscombe	3	16		FALSE	1	20		FALSE		FALSE		FALSE	36
Lucas	Harris				FALSE		FALSE		FALSE	3	16	2	18	34
Seb	Walker	6	10		FALSE		FALSE		FALSE	5	12		FALSE	22
Cadel	Cross				FALSE		FALSE	2	18		FALSE		FALSE	18
Jonah	Smit	4	14		FALSE		FALSE		FALSE		FALSE		FALSE	14
Chase	Tuddenham		FALSE		FALSE		FALSE	4	14		FALSE		FALSE	14
Charlie	De Fazio				FALSE		FALSE		FALSE		FALSE	4	14	14
Van	Lowry				FALSE		FALSE	5	12		FALSE		FALSE	12
Alexander	Zabojec	5	12		FALSE		FALSE		FALSE		FALSE		FALSE	12
Joshua	George				FALSE		FALSE		FALSE	6	10		FALSE	10
Nathan	Hardcastle	8	6		FALSE		FALSE		FALSE		FALSE		FALSE	6
					FALSE		FALSE		FALSE		FALSE		FALSE	0



15 – 19 Male

		Race #1		Race #2		Race #3		Race #4		Race #5		Race #6		
		Duathlon Scoresby		Long St Kilda		Aquathlon Shepparton		Sprint (Regional) Echuca		Standard Sandringham		Sprint Elwood		
First	Last	Finish	Points	Finish	Points	Finish	Points	Finish	Points	Finish	Points	Finish	Points	Total Points
Jacob	McKie				FALSE		FALSE	3	16	1	20	1	20	56
Merlin	Tzaros	1	20		FALSE	1	20		FALSE		FALSE		FALSE	40
Arki	Vardy				FALSE		FALSE		FALSE	3	16	3	16	32
Noah	Brown	4	14		FALSE		FALSE		FALSE		FALSE	6	10	24
Owen	Henderson				FALSE		FALSE		FALSE	5	12	5	12	24
Buddy	Dempsey			1	20		FALSE		FALSE		FALSE		FALSE	20
Bailey	Tuddenham				FALSE		FALSE	1	20		FALSE		FALSE	20
Brandt	Dyer				FALSE		FALSE		FALSE	2	18	10	2	20
Gab	Incani	2	18		FALSE		FALSE		FALSE		FALSE		FALSE	18
Bailey	White				FALSE	2	18		FALSE		FALSE		FALSE	18
Riley	Wilkinson				FALSE		FALSE	2	18		FALSE		FALSE	18
Isaac	Craig				FALSE		FALSE		FALSE		FALSE	2	18	18
Zac	Booth	3	16		FALSE		FALSE		FALSE		FALSE		FALSE	16
Laurie	Tod				FALSE	3	16		FALSE		FALSE		FALSE	16
Lachie	Barratt				FALSE		FALSE	4	14		FALSE		FALSE	14
Charles	Saunders				FALSE		FALSE		FALSE	4	14		FALSE	14



15 – 19 Female

		Race #1		Race #2		Race #3		Race #4		Race #5		Race #6		
		Duathlon Scoresby		Long St Kilda		Aquathlon Shepparton		Sprint (Regional) Echuca		Standard Sandringham		Sprint Elwood		
First	Last	Finish	Points	Finish	Points	Finish	Points	Finish	Points	Finish	Points	Finish	Points	Total Points
Rose	Jarvis	4	14		FALSE		FALSE	3	16		FALSE	3	16	46
Lucy	Collins	1	20		FALSE		FALSE	1	20		FALSE		FALSE	40
Aurora	Jarvis				FALSE	1	20	2	18		FALSE		FALSE	38
Charlee	Newman	2	18		FALSE	2	18		FALSE		FALSE		FALSE	36
Georgia	Martin				FALSE	5	12	5	12		FALSE	7	8	32
Rose	Edminston				FALSE		FALSE	4	14		FALSE	5	12	26
Abigail	Bouchier-Jafari	8	6		FALSE		FALSE		FALSE		FALSE	2	18	24
Sky	Laube				FALSE		FALSE		FALSE		FALSE	1	20	20
Harper	Bolton	3	16		FALSE		FALSE		FALSE		FALSE		FALSE	16
Isabelle	Kays				FALSE	3	16		FALSE		FALSE		FALSE	16
Amelia	Blake				FALSE	4	14		FALSE		FALSE		FALSE	14
Mia	Whitford				FALSE		FALSE		FALSE		FALSE	4	14	14
Olin	Buisman	5	12		FALSE		FALSE		FALSE		FALSE		FALSE	12
Lexi	Guiney				FALSE	6	10		FALSE		FALSE	10	2	12
Millie	Andrich	6	10		FALSE		FALSE		FALSE		FALSE		FALSE	10
Ellie	Kays				FALSE		FALSE		FALSE		FALSE	6	10	10

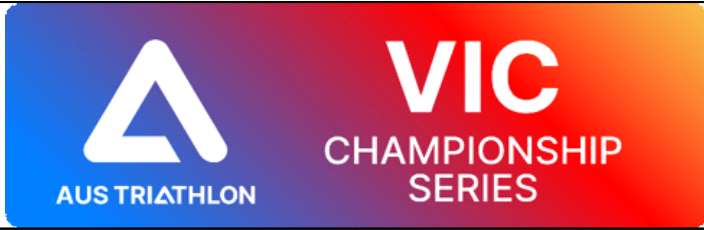

Multiclass u20 Male

		Race #1		Race #2		Race #3		Race #4		Race #5		Race #6		
		Duathlon Scoresby		Long St Kilda		Aquathlon Shepparton		Sprint (Regional) Echuca		Standard Sandringham		Sprint Elwood		
First	Last	Finish	Points	Finish	Points	Finish	Points	Finish	Points	Finish	Points	Finish	Points	Total Points
Laurence	Tod	1	20		FALSE		FALSE	1	20	1	20		FALSE	60
Alex	Nason				FALSE		FALSE		FALSE	2	18	1	20	38
Tharun	Wijesinghe				FALSE		FALSE		FALSE	3	16	2	18	34
Thomas	McGough	2	18		FALSE		FALSE		FALSE		FALSE		FALSE	18
					FALSE		FALSE		FALSE		FALSE		FALSE	0
					FALSE		FALSE		FALSE		FALSE		FALSE	0

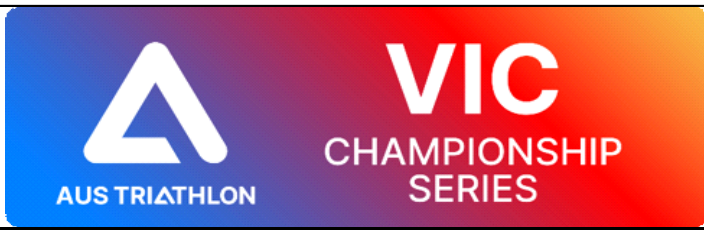
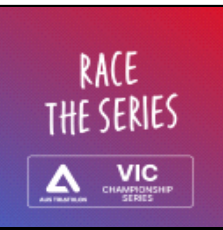
Multiclass u20 Female

		Race #1		Race #2		Race #3		Race #4		Race #5		Race #6		
		Duathlon Scoresby		Long St Kilda		Aquathlon Shepparton		Sprint (Regional) Echuca		Standard Sandringham		Sprint Elwood		
First	Last	Finish	Points	Finish	Points	Finish	Points	Finish	Points	Finish	Points	Finish	Points	Total Points
Lexi	Guiney	1	20		FALSE		FALSE		FALSE		FALSE		FALSE	20
					FALSE		FALSE		FALSE		FALSE		FALSE	0
					FALSE		FALSE		FALSE		FALSE		FALSE	0
					FALSE		FALSE		FALSE		FALSE		FALSE	0
					FALSE		FALSE		FALSE		FALSE		FALSE	0
					FALSE		FALSE		FALSE		FALSE		FALSE	0

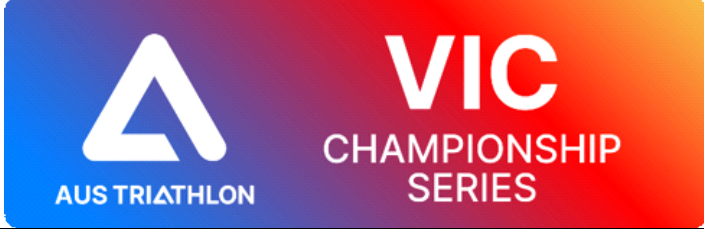

Para Male

		Race #1		Race #2		Race #3		Race #4		Race #5		Race #6		
		Duathlon Scoresby		Long St Kilda		Aquathlon Shepparton		Sprint (Regional) Echuca		Standard Sandringham		Sprint Elwood		
First	Last	Finish	Points	Finish	Points	Finish	Points	Finish	Points	Finish	Points	Finish	Points	Total Points
Angus	Murrie	1	20		FALSE		FALSE		FALSE		FALSE	1	20	40
Daniel	Searle				FALSE		FALSE	1	20		FALSE		FALSE	20
Matthew	Kent				FALSE		FALSE	2	18		FALSE		FALSE	18
					FALSE		FALSE		FALSE		FALSE		FALSE	0
					FALSE		FALSE		FALSE		FALSE		FALSE	0
					FALSE		FALSE		FALSE		FALSE		FALSE	0

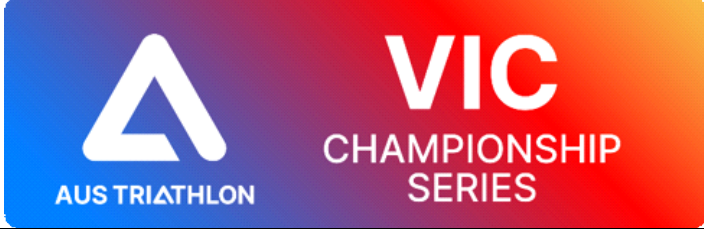

Para Female

		Race #1		Race #2		Race #3		Race #4		Race #5		Race #6		
		Duathlon Scoresby		Long St Kilda		Aquathlon Shepparton		Sprint (Regional) Echuca		Standard Sandringham		Sprint Elwood		
First	Last	Finish	Points	Finish	Points	Finish	Points	Finish	Points	Finish	Points	Finish	Points	Total Points
Andrea	Crompton	1	20		FALSE	1	20	1	20	1	20	1	20	100
					FALSE		FALSE		FALSE		FALSE		FALSE	0
					FALSE		FALSE		FALSE		FALSE		FALSE	0
					FALSE		FALSE		FALSE		FALSE		FALSE	0
					FALSE		FALSE		FALSE		FALSE		FALSE	0
					FALSE		FALSE		FALSE		FALSE		FALSE	0



20 – 24 Male

		Race #1		Race #2		Race #3		Race #4		Race #5		Race #6		
		Duathlon Scoresby		Long St Kilda		Aquathlon Shepparton		Sprint (Regional) Echuca		Standard Sandringham		Sprint Elwood		
First	Last	Finish	Points	Finish	Points	Finish	Points	Finish	Points	Finish	Points	Finish	Points	Total Points
Sean	Miller	1	20		FALSE		FALSE	1	20	1	20	1	20	80
Oliver	Van Rensburg	2	18	4	14		FALSE		FALSE	4	14	2	18	64
Blake	Barnes	3	16		FALSE		FALSE		FALSE	3	16	4	14	46
Cameron	Marshall	6	10		FALSE	1	20		FALSE		FALSE	3	16	46
Elijah	Lewis			1	20		FALSE		FALSE	2	18		FALSE	38
Thomas	Humphreys	4	14	3	16		FALSE		FALSE		FALSE		FALSE	30
Bailey	Webb			5	12		FALSE		FALSE		FALSE	7	8	20
Misha	Allinson			2	18		FALSE		FALSE		FALSE		FALSE	18
Aaron	Loader				FALSE		FALSE	2	18		FALSE		FALSE	18
Hugh	Byrne				FALSE		FALSE	3	16		FALSE		FALSE	16
Charlie	Young				FALSE		FALSE		FALSE	5	12		FALSE	12
Misha	Allinson	5	12		FALSE		FALSE		FALSE		FALSE		FALSE	12
Jordan	Holt				FALSE		FALSE		FALSE		FALSE	5	12	12
Elias	Stott				FALSE		FALSE		FALSE	6	10		FALSE	10
Sachila	Herath			6	10		FALSE		FALSE		FALSE		FALSE	10
Ethan	Williams				FALSE		FALSE		FALSE		FALSE	6	10	10



20 – 24 Female

		Race #1		Race #2		Race #3		Race #4		Race #5		Race #6		
		Duathlon Scoresby		Long St Kilda		Aquathlon Shepparton		Sprint (Regional) Echuca		Standard Sandringham		Sprint Elwood		
First	Last	Finish	Points	Finish	Points	Finish	Points	Finish	Points	Finish	Points	Finish	Points	Total Points
Aly	Nicholas			2	18		FALSE		FALSE	5	12	8	6	36
Ruth	Tarres				FALSE		FALSE		FALSE	3	16	4	14	30
Clara	Campillos				FALSE	1	20		FALSE		FALSE	10	2	22
Amelia	Duckworth				FALSE		FALSE		FALSE	4	14	7	8	22
Zoe	Azzopardi	1	20		FALSE		FALSE		FALSE		FALSE		FALSE	20
Kate	Sarris			1	20		FALSE		FALSE		FALSE		FALSE	20
Tegan	Burns				FALSE		FALSE		FALSE	1	20		FALSE	20
Olivia	Hobbs				FALSE		FALSE		FALSE		FALSE	1	20	20
Natalie	Morgan				FALSE		FALSE		FALSE	2	18		FALSE	18
Tahlee	Van Roosmalen				FALSE		FALSE		FALSE		FALSE	2	18	18
Lily	McQueen			3	16		FALSE		FALSE		FALSE		FALSE	16
Emily	Register				FALSE		FALSE		FALSE		FALSE	3	16	16
Taya	Kalman				FALSE		FALSE		FALSE	6	10	9	4	14
Lily	Van Raay				FALSE		FALSE		FALSE		FALSE	5	12	12
Chloe	Gorman				FALSE		FALSE		FALSE		FALSE	6	10	10
					FALSE		FALSE		FALSE		FALSE		FALSE	0

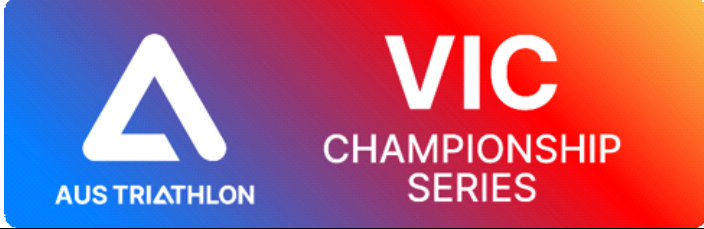

25 – 29 Male

		Race #1		Race #2		Race #3		Race #4		Race #5		Race #6		
First	Last	Duathlon Scoresby		Long St Kilda		Aquathlon Shepparton		Sprint (Regional) Echuca		Standard Sandringham		Sprint Elwood		
		Finish	Points	Finish	Points	Finish	Points	Finish	Points	Finish	Points	Finish	Points	
Tom	Page	1	20	1	20		FALSE		FALSE		FALSE		FALSE	40
Aaron	McKenzie	2	18		FALSE		FALSE		FALSE	1	20		FALSE	38
Daniel	Robson				FALSE		FALSE		FALSE	2	18	1	20	38
Daniel	Bloom			3	16		FALSE		FALSE	4	14		FALSE	30
Carlo	Manolitsas				FALSE	1	20		FALSE		FALSE	7	8	28
Ryan	Baglin				FALSE		FALSE		FALSE	6	10	2	18	28
Nick	Woods				FALSE		FALSE	2	18	7	8		FALSE	26
Angus	Wood			6	10		FALSE		FALSE	3	16		FALSE	26
Daniel	Luke				FALSE		FALSE	1	20		FALSE		FALSE	20
Darcy	Dobson			2	18		FALSE		FALSE		FALSE		FALSE	18
Harshit	Taneja	3	16		FALSE		FALSE		FALSE		FALSE		FALSE	16
Stanley	Alston				FALSE		FALSE	3	16		FALSE		FALSE	16
Jackson	Bleasby				FALSE		FALSE		FALSE		FALSE	3	16	16
Tom	Wilson			4	14		FALSE		FALSE		FALSE		FALSE	14
Bryce	Denham				FALSE		FALSE	4	14		FALSE		FALSE	14
Liam	Jackson				FALSE		FALSE		FALSE		FALSE	4	14	14

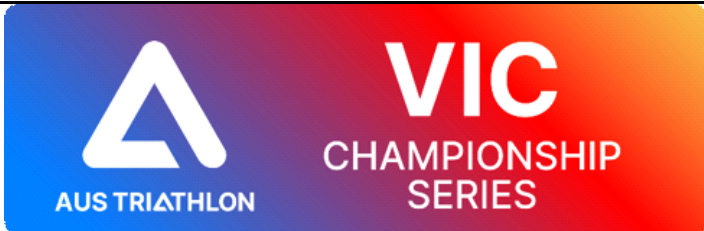

25 – 29 Female

		Race #1		Race #2		Race #3		Race #4		Race #5		Race #6		
First	Last	Duathlon Scoresby		Long St Kilda		Aquathlon Shepparton		Sprint (Regional) Echuca		Standard Sandringham		Sprint Elwood		
		Finish	Points	Finish	Points	Finish	Points	Finish	Points	Finish	Points	Finish	Points	
Emily	Dunk	1	20		FALSE		FALSE		FALSE	2	18	3	16	54
Liana	Fitzpatrick				FALSE		FALSE		FALSE	1	20	1	20	40
Georgie	Jenkins				FALSE	2	18	1	20		FALSE		FALSE	38
Molly	Voss			4	14		FALSE	4	14	6	10		FALSE	38
Georgia	Powning				FALSE	1	20		FALSE		FALSE	5	12	32
Eloise	Thompson				FALSE		FALSE		FALSE	4	14	4	14	28
Emily	Harrison	3	16		FALSE		FALSE		FALSE		FALSE	6	10	26
Charlotte	Morrison			1	20		FALSE		FALSE		FALSE		FALSE	20
Kelsey	Prest	2	18		FALSE		FALSE		FALSE		FALSE		FALSE	18
Kelsy	Prest			2	18		FALSE		FALSE		FALSE		FALSE	18
Chloe	Quinlivan				FALSE		FALSE	2	18		FALSE		FALSE	18
Louise	Wood				FALSE		FALSE		FALSE		FALSE	2	18	18
Asta	Timms			3	16		FALSE		FALSE		FALSE		FALSE	16
Kaity	Egan				FALSE		FALSE	3	16		FALSE		FALSE	16
Louise	Wood				FALSE		FALSE		FALSE	3	16		FALSE	16
Eliza	Fitzgerald			5	12		FALSE		FALSE		FALSE		FALSE	12



30 – 34 Male

		Race #1		Race #2		Race #3		Race #4		Race #5		Race #6		
		Duathlon Scoresby		Long St Kilda		Aquathlon Shepparton		Sprint (Regional) Echuca		Standard Sandringham		Sprint Elwood		
First	Last	Finish	Points	Finish	Points	Finish	Points	Finish	Points	Finish	Points	Finish	Points	Total Points
Joshua	Robson	1	20	2	18		FALSE		FALSE	2	18	2	18	74
Scott	Gibson	2	18	5	12		FALSE		FALSE	3	16	4	14	60
Nestor	Ochoa Rivera				FALSE	1	20	3	16	9	4	8	6	46
Dayne	Ruff	3	16	6	10		FALSE		FALSE	7	8		FALSE	34
Benjamin	Amberg			4	14		FALSE		FALSE		FALSE	3	16	30
Jack	Lloyd				FALSE		FALSE		FALSE	6	10	5	12	22
Tyler	Murphy			1	20		FALSE		FALSE		FALSE		FALSE	20
Matt	Sherman				FALSE		FALSE	1	20		FALSE		FALSE	20
Lachlan	Wright				FALSE		FALSE		FALSE	1	20		FALSE	20
Ryan	Mouritz				FALSE		FALSE		FALSE		FALSE	1	20	20
Chris	Robertson				FALSE		FALSE	2	18		FALSE		FALSE	18
Samuel	Willersdorf			3	16		FALSE		FALSE		FALSE		FALSE	16
Eddie	Goghan				FALSE		FALSE		FALSE	8	6	6	10	16
Mitchell	Cherry	4	14		FALSE		FALSE		FALSE		FALSE		FALSE	14
Richie	Hore				FALSE		FALSE	4	14		FALSE		FALSE	14
Ricky	Leyonhjeln				FALSE		FALSE		FALSE	4	14		FALSE	14

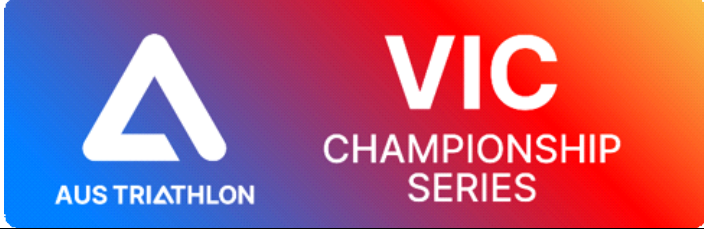

30 – 34 Female

		Race #1		Race #2		Race #3		Race #4		Race #5		Race #6		
		Duathlon Scoresby		Long St Kilda		Aquathlon Shepparton		Sprint (Regional) Echuca		Standard Sandringham		Sprint Elwood		
First	Last	Finish	Points	Finish	Points	Finish	Points	Finish	Points	Finish	Points	Finish	Points	Total Points
Alana	Park				FALSE		FALSE	1	20	2	18	2	18	56
Ingrid Vanessa	Reyes Triana				FALSE	1	20	5	12	5	12	6	10	54
Cathy	Sheather			6	10		FALSE	4	14	7	8	5	12	44
Sarah	Howe				FALSE		FALSE		FALSE	1	20	1	20	40
Jaymi	Keegan	1	20		FALSE		FALSE		FALSE		FALSE		FALSE	20
Demi	Caldwell			1	20		FALSE		FALSE		FALSE		FALSE	20
Rachael	Dols			2	18		FALSE		FALSE		FALSE		FALSE	18
Courtney	Lovick				FALSE		FALSE	2	18		FALSE		FALSE	18
Rebecca	McCormack			3	16		FALSE		FALSE		FALSE		FALSE	16
Madeline	Kunowski				FALSE		FALSE	3	16		FALSE		FALSE	16
Shannon	Sanders				FALSE		FALSE		FALSE	3	16		FALSE	16
Rebecca	Dalle Nogare				FALSE		FALSE		FALSE	6	10	8	6	16
Jaclyn	Murphy				FALSE		FALSE		FALSE		FALSE	3	16	16
Peta	Faragher			4	14		FALSE		FALSE		FALSE		FALSE	14
Caroline	McBride				FALSE		FALSE		FALSE	4	14		FALSE	14
Coline	Duquet				FALSE		FALSE		FALSE		FALSE	4	14	14

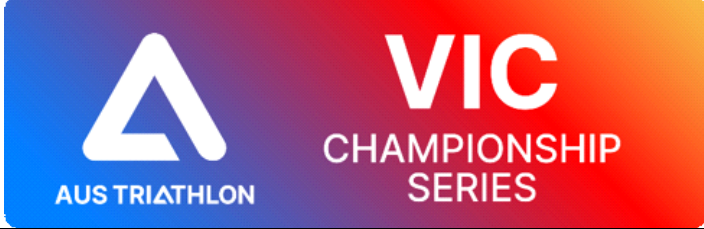

35 – 39 Male

		Race #1		Race #2		Race #3		Race #4		Race #5		Race #6		
		Duathlon Scoresby		Long St Kilda		Aquathlon Shepparton		Sprint (Regional) Echuca		Standard Sandringham		Sprint Elwood		
First	Last	Finish	Points	Finish	Points	Finish	Points	Finish	Points	Finish	Points	Finish	Points	Total Points
Thomas	O'Hagan				FALSE	1	20	2	18	5	12	6	10	60
Tom	Upton			3	16		FALSE		FALSE	4	14	4	14	44
Shaine	Webber			2	18		FALSE		FALSE		FALSE	1	20	38
Oscar	Reed				FALSE		FALSE		FALSE	1	20	3	16	36
Tristan	Mioni				FALSE		FALSE		FALSE	3	16	2	18	34
Justin	Gray	1	20		FALSE		FALSE		FALSE	6	10		FALSE	30
Matt	Fieldsend				FALSE		FALSE		FALSE	2	18	5	12	30
Jonas	Gonzalez Martin	3	16		FALSE		FALSE		FALSE		FALSE	7	8	24
Aaron	Bognar			1	20		FALSE		FALSE		FALSE		FALSE	20
Michael	Lindeback				FALSE		FALSE	1	20		FALSE		FALSE	20
David	van der Waal	2	18		FALSE		FALSE		FALSE		FALSE		FALSE	18
Lincoln	Stephen			9	4		FALSE	4	14		FALSE		FALSE	18
Courtney	Gronow				FALSE		FALSE	3	16		FALSE		FALSE	16
Mario	Scabus			4	14		FALSE		FALSE		FALSE		FALSE	14
Tommy	Griese			5	12		FALSE		FALSE		FALSE		FALSE	12
Liam	Moller			8	6		FALSE	8	6		FALSE		FALSE	12

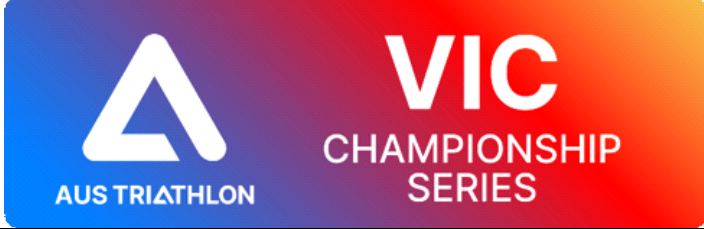

35 – 39 Female

		Race #1		Race #2		Race #3		Race #4		Race #5		Race #6		
		Duathlon Scoresby		Long St Kilda		Aquathlon Shepparton		Sprint (Regional) Echuca		Standard Sandringham		Sprint Elwood		
First	Last	Finish	Points	Finish	Points	Finish	Points	Finish	Points	Finish	Points	Finish	Points	Total Points
Angela	Sandral				FALSE		FALSE	3	16	1	20	2	18	54
Sarah	Leigh				FALSE	1	20	4	14	2	18		FALSE	52
Penny	Nevill	1	20		FALSE		FALSE		FALSE		FALSE	1	20	40
Kendall	Carr			1	20		FALSE		FALSE		FALSE	5	12	32
Alice	Walker				FALSE	2	18	6	10		FALSE		FALSE	28
Rachael	Long				FALSE		FALSE	5	12		FALSE	3	16	28
Emma	Conroy	2	18		FALSE		FALSE		FALSE		FALSE	7	8	26
Regan	Holloake				FALSE		FALSE	1	20		FALSE		FALSE	20
Carolyn	Tran			2	18		FALSE		FALSE		FALSE		FALSE	18
Rebecca	Cladingboel				FALSE		FALSE	2	18		FALSE		FALSE	18
Lauren	Fell			3	16		FALSE		FALSE		FALSE		FALSE	16
Kate	Frazer				FALSE		FALSE		FALSE	3	16		FALSE	16
Pip	Minney				FALSE		FALSE		FALSE		FALSE	4	14	14
Julie	Pearsons				FALSE		FALSE		FALSE		FALSE	6	10	10
Alice	Gronow				FALSE		FALSE	7	8		FALSE		FALSE	8
Meagan	Farley				FALSE		FALSE	8	6		FALSE		FALSE	6



40 – 44 Male

		Race #1		Race #2		Race #3		Race #4		Race #5		Race #6		
		Duathlon Scoresby		Long St Kilda		Aquathlon Shepparton		Sprint (Regional) Echuca		Standard Sandringham		Sprint Elwood		
First	Last	Finish	Points	Finish	Points	Finish	Points	Finish	Points	Finish	Points	Finish	Points	Total Points
Chris	Dixon	3	16	3	16		FALSE		FALSE	3	16	6	10	58
Matthew	Collins	4	14		FALSE		FALSE	2	18	2	18	8	6	56
Ben	Osmand			5	12		FALSE		FALSE	1	20	5	12	44
Trent	Dawson			2	18		FALSE		FALSE		FALSE	2	18	36
Stephen	Hadley	2	18		FALSE		FALSE		FALSE	4	14		FALSE	32
James	Stephens				FALSE		FALSE	1	20		FALSE	7	8	28
James	Drapac				FALSE		FALSE	5	12		FALSE	4	14	26
Scott	Burriss				FALSE		FALSE	4	14	6	10		FALSE	24
Caleb	McInnes	1	20		FALSE		FALSE		FALSE		FALSE		FALSE	20
Sean	de Morton			1	20		FALSE		FALSE		FALSE		FALSE	20
Anthony	Nicolaci				FALSE	1	20		FALSE		FALSE		FALSE	20
Daniel	Kelly				FALSE		FALSE		FALSE		FALSE	1	20	20
Bryce	Leigh				FALSE		FALSE	3	16		FALSE		FALSE	16
Tom	Crouch				FALSE		FALSE		FALSE		FALSE	3	16	16
Daniel	Roberts			4	14		FALSE		FALSE		FALSE		FALSE	14
Angelo	Bonacci				FALSE		FALSE		FALSE	5	12		FALSE	12



40 – 44 Female

		Race #1		Race #2		Race #3		Race #4		Race #5		Race #6		
		Duathlon Scoresby		Long St Kilda		Aquathlon Shepparton		Sprint (Regional) Echuca		Standard Sandringham		Sprint Elwood		
First	Last	Finish	Points	Finish	Points	Finish	Points	Finish	Points	Finish	Points	Finish	Points	Total Points
Lauren	Dehne	1	20		FALSE	1	20	2	18	1	20		FALSE	78
Nicola	Fotheringham	4	14		FALSE		FALSE	4	14	3	16	5	12	56
Michelle	Dawson	3	16		FALSE		FALSE	3	16	2	18		FALSE	50
Cheryl	Swann	5	12		FALSE	2	18	6	10		FALSE		FALSE	40
Fiona	Addison	2	18		FALSE		FALSE		FALSE		FALSE	4	14	32
Luana	Main				FALSE		FALSE		FALSE	4	14	6	10	24
Melissa	Wilson			1	20		FALSE		FALSE		FALSE		FALSE	20
Lesley	West				FALSE		FALSE	1	20		FALSE		FALSE	20
Stephanie	Tuttleby				FALSE		FALSE		FALSE		FALSE	1	20	20
Mel	Skicko			2	18		FALSE		FALSE		FALSE		FALSE	18
Samantha	Dawson				FALSE		FALSE		FALSE		FALSE	2	18	18
Kerryn	Adams			3	16		FALSE		FALSE		FALSE		FALSE	16
Caroline	Ostberg				FALSE	3	16		FALSE		FALSE		FALSE	16
Diane	Marshall				FALSE		FALSE		FALSE		FALSE	3	16	16
Sarah	Kay			4	14		FALSE		FALSE		FALSE		FALSE	14
Natalie	Thomas				FALSE		FALSE		FALSE	5	12		FALSE	12

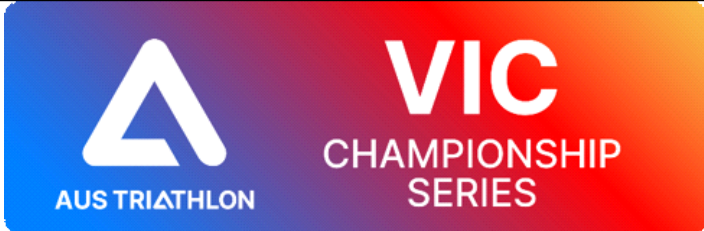

45 – 49 Male

		Race #1		Race #2		Race #3		Race #4		Race #5		Race #6		
		Duathlon Scoresby		Long St Kilda		Aquathlon Shepparton		Sprint (Regional) Echuca		Standard Sandringham		Sprint Elwood		
First	Last	Finish	Points	Finish	Points	Finish	Points	Finish	Points	Finish	Points	Finish	Points	Total Points
Stephane	Vander Bruggen	3	16		FALSE	1	20	3	16	1	20	2	18	90
Chris	Chatham	4	14		FALSE	2	18	4	14	5	12	3	16	74
Craig	Cassidy	2	18		FALSE		FALSE	2	18	4	14		FALSE	50
Stephen	MacMillan	1	20	1	20		FALSE		FALSE		FALSE		FALSE	40
Jeffrey	Beer	5	12		FALSE	4	14	6	10		FALSE	9	4	40
Troy	Bauerle				FALSE		FALSE	1	20	2	18		FALSE	38
Paul	Breguet			5	12		FALSE		FALSE	6	10		FALSE	22
Jeremy	Drake				FALSE		FALSE		FALSE		FALSE	1	20	20
Sam	Hume			2	18		FALSE		FALSE		FALSE		FALSE	18
Daniel	Godino				FALSE		FALSE		FALSE	3	16		FALSE	16
Jamie	Mead			3	16		FALSE		FALSE		FALSE		FALSE	16
Martin	Joy				FALSE	3	16		FALSE		FALSE		FALSE	16
Greg	Redford			4	14		FALSE		FALSE		FALSE		FALSE	14
Charles	White				FALSE		FALSE		FALSE		FALSE	4	14	14
Matt	Wielgosz			7	8		FALSE		FALSE	9	4		FALSE	12
Gavin	Hicks				FALSE	5	12		FALSE		FALSE		FALSE	12

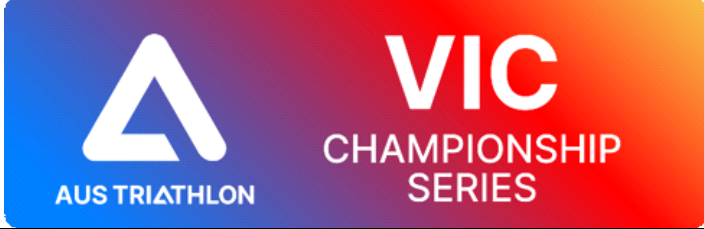

45 – 49 Female

		Race #1		Race #2		Race #3		Race #4		Race #5		Race #6		
		Duathlon Scoresby		Long St Kilda		Aquathlon Shepparton		Sprint (Regional) Echuca		Standard Sandringham		Sprint Elwood		
First	Last	Finish	Points	Finish	Points	Finish	Points	Finish	Points	Finish	Points	Finish	Points	Total Points
Gemma	Berry			1	20		FALSE		FALSE	1	20	1	20	60
Heidi	Edmiston				FALSE	1	20	1	20		FALSE		FALSE	40
Carole	McGregor				FALSE	2	18	2	18		FALSE		FALSE	36
Fiona	Noble				FALSE		FALSE		FALSE	3	16	3	16	32
Alexandra	Sion			3	16		FALSE		FALSE	5	12		FALSE	28
Josie	Mulcahy	1	20		FALSE		FALSE		FALSE		FALSE		FALSE	20
Severine	Roman	2	18		FALSE		FALSE		FALSE		FALSE		FALSE	18
Alison	Sanders			2	18		FALSE		FALSE		FALSE		FALSE	18
Suzanne	Blackburrow				FALSE		FALSE		FALSE	2	18		FALSE	18
Tamie	Moody				FALSE		FALSE		FALSE	7	8	6	10	18
Juliet	Forsyth				FALSE		FALSE		FALSE		FALSE	2	18	18
Nikki	Warren	3	16		FALSE		FALSE		FALSE		FALSE		FALSE	16
Nolwenn	Desmons				FALSE		FALSE	3	16		FALSE		FALSE	16
Kirsten	Wilson				FALSE		FALSE		FALSE	6	10	8	6	16
Sheridan	Brown	4	14		FALSE		FALSE		FALSE		FALSE		FALSE	14
Laura	Smithers-Shaw			4	14		FALSE		FALSE		FALSE		FALSE	14

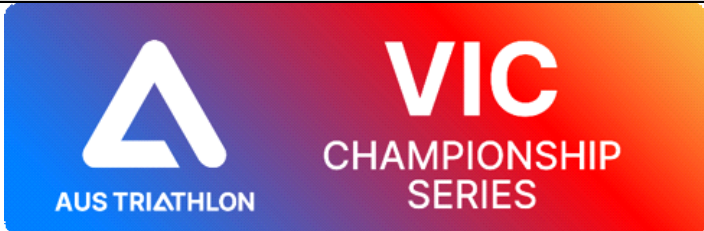

50 – 54 Male

		Race #1		Race #2		Race #3		Race #4		Race #5		Race #6		
		Duathlon Scoresby		Long St Kilda		Aquathlon Shepparton		Sprint (Regional) Echuca		Standard Sandringham		Sprint Elwood		
First	Last	Finish	Points	Finish	Points	Finish	Points	Finish	Points	Finish	Points	Finish	Points	Total Points
Paul	Taylor	2	18		FALSE	1	20		FALSE	2	18	4	14	70
Mack	Clarkson	1	20	2	18		FALSE		FALSE		FALSE	2	18	56
Tim	Stickley	5	12	10	2		FALSE		FALSE	6	10	7	8	32
Stephen	Freer				FALSE		FALSE		FALSE	3	16	3	16	32
Damian	Angus			1	20		FALSE		FALSE		FALSE		FALSE	20
Chris	Bradford				FALSE		FALSE	1	20		FALSE		FALSE	20
Nathan	Taylor				FALSE		FALSE		FALSE	1	20		FALSE	20
Gavin	Stuart				FALSE		FALSE		FALSE		FALSE	1	20	20
William	Blake				FALSE	2	18		FALSE		FALSE		FALSE	18
Adam	Vohmann				FALSE		FALSE	2	18		FALSE		FALSE	18
Darren	Cronshaw	3	16		FALSE		FALSE		FALSE		FALSE		FALSE	16
Mark	Rickinson			3	16		FALSE		FALSE		FALSE		FALSE	16
David	Preston				FALSE	3	16		FALSE		FALSE		FALSE	16
Raymondo	JOY				FALSE		FALSE	3	16		FALSE		FALSE	16
Dan	Judd				FALSE		FALSE		FALSE	4	14		FALSE	14
Scott	Pangbourne	4	14		FALSE		FALSE		FALSE		FALSE		FALSE	14



50 – 54 Female

		Race #1		Race #2		Race #3		Race #4		Race #5		Race #6		
		Duathlon Scoresby		Long St Kilda		Aquathlon Shepparton		Sprint (Regional) Echuca		Standard Sandringham		Sprint Elwood		
First	Last	Finish	Points	Finish	Points	Finish	Points	Finish	Points	Finish	Points	Finish	Points	Total Points
Shelley	Cooper	3	16	2	18	3	16	2	18	4	14	9	4	86
Di	Guiney	2	18		FALSE	2	18		FALSE		FALSE	5	12	48
Tanya	Brown			1	20		FALSE		FALSE		FALSE	1	20	40
Jude	Channon	6	10	3	16		FALSE		FALSE		FALSE		FALSE	26
Sue	Andrews	1	20		FALSE		FALSE		FALSE		FALSE	10	2	22
Abi	Cleland				FALSE	1	20		FALSE		FALSE		FALSE	20
Jane	McMullan				FALSE		FALSE	1	20		FALSE		FALSE	20
Karen	Noble				FALSE		FALSE		FALSE	1	20		FALSE	20
Delwyn	Thompson				FALSE		FALSE		FALSE	2	18		FALSE	18
Julie	Gollan-Foard				FALSE		FALSE		FALSE		FALSE	2	18	18
Lisa	Clancy				FALSE		FALSE	3	16		FALSE		FALSE	16
Ritsuko	Higa				FALSE		FALSE		FALSE	3	16		FALSE	16
Kim	Taylor				FALSE		FALSE		FALSE		FALSE	3	16	16
Linda	Solly				FALSE		FALSE		FALSE		FALSE	4	14	14
Wendy	Chirgwin	4	14		FALSE		FALSE		FALSE		FALSE		FALSE	14
Julie	Wishart				FALSE		FALSE	4	14		FALSE		FALSE	14

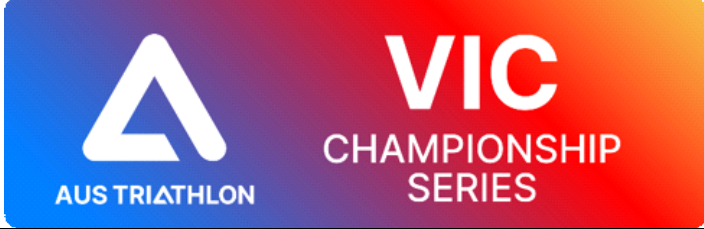

55 – 59 Male

		Race #1		Race #2		Race #3		Race #4		Race #5		Race #6		
		Duathlon Scoresby		Long St Kilda		Aquathlon Shepparton		Sprint (Regional) Echuca		Standard Sandringham		Sprint Elwood		
First	Last	Finish	Points	Finish	Points	Finish	Points	Finish	Points	Finish	Points	Finish	Points	Total Points
Paul	Cooper				FALSE	2	18	3	16	5	12	4	14	60
Simon	Whitford			2	18		FALSE		FALSE	1	20	1	20	58
Luch	Tosin			5	12		FALSE	5	12	8	6	8	6	36
Gordan	Durnan			3	16		FALSE	2	18		FALSE		FALSE	34
Mark	Jankovskis			4	14		FALSE		FALSE		FALSE	3	16	30
Mark	Stephan				FALSE	3	16	6	10		FALSE		FALSE	26
Richard	Harvey	1	20		FALSE		FALSE		FALSE		FALSE		FALSE	20
Peter	Carne			1	20		FALSE		FALSE		FALSE		FALSE	20
Stephen	Glover				FALSE	1	20		FALSE		FALSE		FALSE	20
Brian	Millett				FALSE		FALSE	1	20		FALSE		FALSE	20
Jeremy	Critchett				FALSE		FALSE		FALSE	2	18		FALSE	18
Daryn	James	2	18		FALSE		FALSE		FALSE		FALSE		FALSE	18
Sergi	Rodriguez	5	12		FALSE		FALSE		FALSE	10	2	9	4	18
Aurel	Wachter				FALSE		FALSE		FALSE		FALSE	2	18	18
Cameron	McGill				FALSE		FALSE		FALSE	3	16		FALSE	16
Alister	Ward	3	16		FALSE		FALSE		FALSE		FALSE		FALSE	16

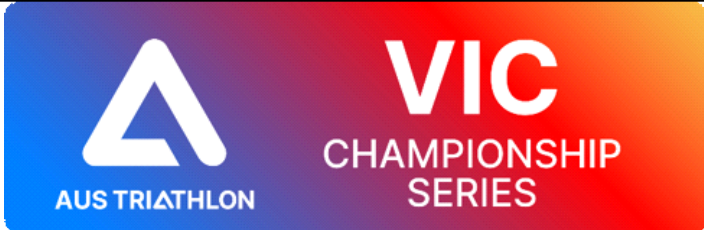

55 – 59 Female

		Race #1		Race #2		Race #3		Race #4		Race #5		Race #6		
		Duathlon Scoresby		Long St Kilda		Aquathlon Shepparton		Sprint (Regional) Echuca		Standard Sandringham		Sprint Elwood		
First	Last	Finish	Points	Finish	Points	Finish	Points	Finish	Points	Finish	Points	Finish	Points	Total Points
Alana	Clarke				FALSE	2	18	1	20	5	12	8	6	56
Sharon	Andronaco				FALSE		FALSE	2	18	3	16	4	14	48
Celia	Massie-Bertei	1	20		FALSE	1	20		FALSE		FALSE		FALSE	40
Kim	Dickinson			1	20		FALSE		FALSE	4	14		FALSE	34
Jilian	McKenzie				FALSE		FALSE		FALSE	1	20		FALSE	20
Jane	Cole				FALSE		FALSE		FALSE		FALSE	1	20	20
Tania	de Koning-Ward	2	18		FALSE		FALSE		FALSE		FALSE		FALSE	18
Regine	Vandenberg			2	18		FALSE		FALSE		FALSE		FALSE	18
Jacquie	Earl				FALSE		FALSE		FALSE	2	18		FALSE	18
Elizabeth	Bell				FALSE		FALSE		FALSE		FALSE	2	18	18
Chris	Lee				FALSE		FALSE	3	16		FALSE		FALSE	16
Emma	Garza Lopez				FALSE		FALSE		FALSE		FALSE	3	16	16
Wendy	Parker				FALSE		FALSE	4	14		FALSE		FALSE	14
Eileen	Sims				FALSE		FALSE		FALSE		FALSE	5	12	12
Wendy	Jordan				FALSE		FALSE		FALSE		FALSE	6	10	10
Samantha	Dwyer				FALSE		FALSE		FALSE		FALSE	7	8	8

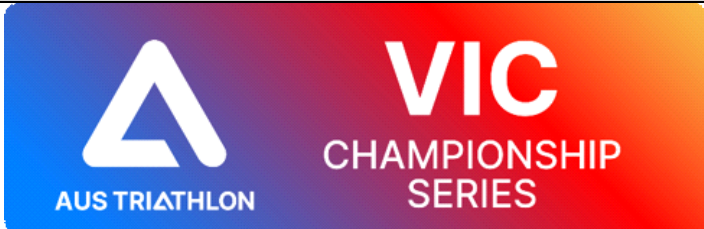

60 – 64 Male

		Race #1		Race #2		Race #3		Race #4		Race #5		Race #6		
		Duathlon Scoresby		Long St Kilda		Aquathlon Shepparton		Sprint (Regional) Echuca		Standard Sandringham		Sprint Elwood		
First	Last	Finish	Points	Finish	Points	Finish	Points	Finish	Points	Finish	Points	Finish	Points	Total Points
Tom	Avram				FALSE	1	20	2	18	1	20	1	20	78
Sebastian	Harvey	3	16		FALSE	2	18	4	14	4	14	7	8	70
Darryl	Brown	4	14		FALSE	3	16	5	12		FALSE		FALSE	42
Peter	Cowell				FALSE		FALSE	3	16	5	12	6	10	38
Duncan	Paterson			1	20		FALSE		FALSE		FALSE	2	18	38
Richard	Harvey				FALSE		FALSE	1	20		FALSE	3	16	36
Paul	Burns				FALSE		FALSE		FALSE	2	18	4	14	32
Michael	Pratt	1	20		FALSE		FALSE		FALSE		FALSE		FALSE	20
Alex	Finlay	2	18		FALSE		FALSE		FALSE		FALSE		FALSE	18
Greg	Kelson			2	18		FALSE		FALSE		FALSE		FALSE	18
Adrian	McKnight				FALSE		FALSE		FALSE	3	16		FALSE	16
Brett	Caddy			3	16		FALSE		FALSE		FALSE		FALSE	16
Roger	Branford			4	14		FALSE		FALSE		FALSE		FALSE	14
Stephen	Hanlon				FALSE		FALSE		FALSE	6	10	9	4	14
Malcolm	Bish			5	12		FALSE		FALSE		FALSE		FALSE	12
Chris	Dunn				FALSE		FALSE		FALSE		FALSE	5	12	12



65 – 69 Male

		Race #1		Race #2		Race #3		Race #4		Race #5		Race #6		
		Duathlon Scoresby		Long St Kilda		Aquathlon Shepparton		Sprint (Regional) Echuca		Standard Sandringham		Sprint Elwood		
First	Last	Finish	Points	Finish	Points	Finish	Points	Finish	Points	Finish	Points	Finish	Points	Total Points
Tom	Gibson	1	20	1	20		FALSE		FALSE	1	20	2	18	78
Neville	Collins				FALSE		FALSE	1	20	6	10	8	6	36
Rob	Licciardo				FALSE		FALSE		FALSE	2	18	4	14	32
Mark	Costello				FALSE		FALSE		FALSE	3	16	3	16	32
Ron	Gillies	2	18		FALSE		FALSE		FALSE	7	8		FALSE	26
Tony	Ruddick				FALSE	1	20		FALSE		FALSE		FALSE	20


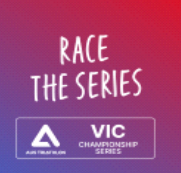
65 – 69 Female

		Race #1		Race #2		Race #3		Race #4		Race #5		Race #6		
		Duathlon Scoresby		Long St Kilda		Aquathlon Shepparton		Sprint (Regional) Echuca		Standard Sandringham		Sprint Elwood		
First	Last	Finish	Points	Finish	Points	Finish	Points	Finish	Points	Finish	Points	Finish	Points	Total Points
Joanne	Deacon	1	20		FALSE	1	20	1	20	1	20	1	20	100
Caroline	Houston				FALSE		FALSE		FALSE		FALSE	2	18	18
					FALSE		FALSE		FALSE		FALSE		FALSE	0
					FALSE		FALSE		FALSE		FALSE		FALSE	0
					FALSE		FALSE		FALSE		FALSE		FALSE	0
					FALSE		FALSE		FALSE		FALSE		FALSE	0

Club Points

		Race #1	Race #2	Race #3	Race #4	Race #5	Race #6	TO POINTS	
		Duathlon Scoresby	Long St Kilda	Aquathlon Shepparton	Sprint (Regional) Echuca	Standard Sandringham	Sprint Elwood	Bonus Technical Official Points	
LARGE CLUBS		Points	Points	Points	Points	Points	Points	Points	Total Points
Melbourne Tri Club		9	26	27	24	51	94	32	263
Bayside Tri Club		18	32		28	73	107	2	260
Nunawading Tri Club		38	74	6		50	59	4	231
Hawthorn Tri Club		33	21		8	20	41	24	147
Western Suburbs Tri Club		7	51	7	29	15	25		134
SMALL CLUBS		Points	Points	Points	Points	Points	Points	Points	
Inclusive Sports Training		114		108	37	77	81		417
Beckworth Racing		72	47	13	64	101	69	12	378
Yarra Tri Club		84	23	35	42	34	86	2	306
Echuca Moama Triathlon Club			2	9	276	13	1		301
Mornington Peninsula Triathlon Club		25	41		51	53	65	22	257
Shepparton Triathlon Club		17	11	66	68	46	30		238
Peak Athlete Coaching		61		19	10	57	46	6	199
TriSpecify		28	22	24	26	27	46		173
GPC squad		33	8	19	33	31	39	8	171

Performance Points

		Race #1	Race #2	Race #3	Race #4	Race #5	Race #6	
		Duathlon Scoresby	Long St Kilda	Aquathlon Shepparton	Sprint (Regional) Echuca	Standard Sandringham	Sprint Elwood	
PERFORMANCE		Points	Points	Points	Points	Points	Points	Total Points
Beckworth Racing		11	9	3	15	25	23	86
Inclusive Sports Training		17		20	8	15	9	69
Yarra Tri Club		20	2	9	9	3	15	58
Shepparton Triathlon Club		3		17	13	13	4	50
Echuca Moama Triathlon Club				2	37	2		41
Mornington Peninsula Triathlon Club		6	9		7	8	7	37
Peak Athlete Coaching		12		5	3	11	5	36
Albury Wodonga Triathlon Club		3	0	2	14	7	8	34
Melbourne Triathlon Club		2	0	6	4	5	13	30
Greensborough Triathlon Club		7	1	3	3	8	8	30
TriSpecify		5	5	4	5	1	8	28
Bayside Triathlon club		4	6		3	4	10	27
Elite Triathlon Performance Australia		6	6			17	10	39
Tri-Alliance		7	2	3	3	5	5	25
Triathlon Adventures Geelong		8	0	1		6	11	26
Ballarat Triathlon Club		1	2	1	4	3	11	22
GPC squad		3	0	5	2	5	6	21
Nunawading Triathlon Club		5	7	0		6	6	24
TriVelo Coaching		10	3		3	2	1	19
Eltham Tri Club		4	5		4	3		16
JET Coaching			9	2		2		13
Riviera Triathlon Club Inc			2	0	0	7	4	13
Casey Cardinia Triathlon Squad		5	3			1	2	11
Hawthorn Triathlon Club		5	2		0	1		8