ANNUAL REPORT

25 26



NSW TRIATHLON

Contents

President's Report 4

NSW Triathlon CEO Report 5

About 6

A sport for everyone

Membership 8

Clubs 9

2025/26 NSW Triathlon Coach Education and Pathway 16

Winning well to inspire

Annual Technical Report 23

Director's Report 29

Financials 33

ABN 90 267 328 115 ACN 127 660 931
Established 1984

Suite 101, 13-15 Wentworth Ave
Sydney NSW 2000

P (02) 8488 6250 **E** info@nsw.triathlon.org.au **trinsw.org.au**

NSW TRIATHLON

President's report 2026

– Message from the President Deanna Waters

What an amazing year for triathlon in New South Wales, underpinned by a World Championship Grand Final in Wollongong and the continued growth of running events held in tandem with triathlon festivals across the state.

NSW continues to punch above its weight with:

- 347 sanctioned multisport events in New South Wales
- 79,762 start lines (compared to 67,114 in 2025, attributed to the continued growth in running events held in conjunction with triathlon festivals)
- our club network delivered 292 sanctioned events (compared to 177 club events in the rest of Australia combined)
- prudent financial management delivering a modest operating surplus of $728
- reserves increased to over $594,779
- a network of 58 affiliated clubs run by volunteers are at the heart of our success.

Whether as a Technical Official, volunteer, coach or athlete, there is a place for all in our sport. Triathlon is a way of life and continues to transform lives and enhance the communities we live in.

NSW's unique club culture embrances all levels of ability, supporting our members to be fitter, stronger and healthier.

Thank you to all our club volunteers for their contribution as well as our Technical Officials who ensure events continue to be fun, fair, safe.

A year like no other for triathlon in NSW

It is a pleasure to present my second Annual Report as President of NSW Triathlon, and what a year it has been! The undoubted highlight was hosting a home World Championship Grand Final right here in Wollongong, bringing the world's best triathletes to our shores and showcasing our sport and our state on the international stage.

Throughout the year, we have continued to adopt a more strategic and consultative approach, engaging more deeply with our clubs to ensure their needs, insights and aspirations directly inform our planning and priorities.

Our 'Finish Lines, Not Finish Times' initiative continued to shine, building on its proven success in connecting clubs with their communities and encouraging greater participation in our sport. We also continued to explore opportunities to harness the growing interest in running events and create pathways for runners to take the next step on their triathlon journey.

The Billigence Pathway Series remains an important platform for inspiring and developing the next generation of NSW triathletes as we look towards the Los Angeles 2028 and Brisbane 2032 Olympic Games. We were also proud to see so many NSW athletes earning their place on the start lines of World Triathlon elite racing events, demonstrating the strength and depth of talent within our state.

Strong financial management and the responsible stewardship of our funding have ensured NSW Triathlon remains on a sound financial footing. At the same time, we have continued to nurture our sponsorship partnerships, ensuring they remain aligned with our strategic direction and deliver value to both our partners and the sport.

Our staff, under the leadership of CEO **Adam Wicks**, have worked with a strong sense of purpose and a collaborative spirit to deliver a diverse range of projects over the past 12 months. Their ongoing engagement with clubs, members and commercial event partners has been integral to achieving our objectives and progressing our strategic initiatives. I thank them for their commitment and contribution.

We remain committed to the growth and development of triathlon, working constructively with AusTriathlon towards a whole-of-sport strategic direction and seeking greater alignment wherever appropriate. However, the NSW Triathlon Board remains firmly of the view that our members are best served by retaining our independence from the whole-of-sport management model. This structure provides us with the flexibility and autonomy to maintain a strong voice for NSW and deliver targeted programs that respond directly to the needs of our clubs and members.

At the heart of our progress is the governance, commitment and strategic direction provided by our dedicated volunteer Board of Directors. This year, we welcomed **Rees Taylor**, **Will Beukes** and **Sarah Watson** to the Board, bringing fresh perspectives, ideas and energy to our work. I would particularly acknowledge Vice-President **Glenn Schwarzel,** whose continued leadership, support and mentoring are invaluable to NSW Triathlon.

I would also like to sincerely thank **Nicky Western** and **Megan Goodwin**, our elected Directors, together with **Lucy Burgmann** and **Todd Alexis**, our Appointed Directors, for their ongoing leadership, dedication and contribution to the organisation.

Finally, thank you to our clubs, members, volunteers, partners and the wider triathlon community for your continued support and trust. It is a privilege to help guide the direction of our sport in NSW, and I look forward to building on this year's progress as we head into an even stronger 2026–27 season.

I look forward to seeing you all on the field of play soon!

Deanna.

NSW Triathlon CEO Report 2025–2026

– Adam Wicks

Welcome to the 2025/2026 NSW Triathlon Annual Report!

It seems scarcely possible, but this marks my tenth CEO report since I wandered into the role in July 2017, armed with equal measures of enthusiasm, optimism and, if memory serves, only a vague appreciation of quite how much triathlon people can discuss water temperatures and tyre pressures.

A great deal has happened since then. AusTriathlon hosted the World Triathlon Championships in Wollongong, watched our sport navigate the untidy complications of a global pandemic, and somehow emerged in a position that is not merely healthy but genuinely thriving. Looking back on the 2025/26 season, it's difficult not to feel a considerable sense of pride. Triathlon in New South Wales is in remarkably good shape, and many of the programs and events we now regard as normal are viewed with more than a little envy by our counterparts around Australia.

One of the most pleasing developments has been the return of stability. Membership numbers have remained strong, clubs have rediscovered their rhythm, and race calendars once again feel reassuringly busy. There was a time, not so long ago, when simply being able to gather at a start line felt uncertain. We don't take that for granted anymore.

Of course, none of this happens by accident.

At the centre of everything sits the great engine room of triathlon: our clubs and the volunteers who keep them running. It is one of the small miracles of community sport that ordinary people willingly give up evenings, weekends and an alarming number of early mornings to organise races, set up finish chutes, marshal intersections, coach beginners and answer emails that inevitably begin with, "Just a quick question...".

These volunteers introduce thousands of people to our sport, support athletes of every ability, nurture future champions and, perhaps most importantly, create communities where people genuinely feel they belong. The contribution they make cannot be measured simply by the events they deliver. They help create the culture of triathlon itself.

Our Development Pathway Program continued to flourish under the stewardship of the incomparable **Robyn Low Hart**, whose energy levels remain something of a scientific mystery. Through the Billigence Pathway Championship Series, athletes were able to gain valuable draft-legal racing experience at local club events, providing the technical skills and racecraft needed to progress through the sport. The strength of the pathway remains one of New South Wales' greatest assets, and Robyn deserves enormous credit for that.

We also continued to build on the success of our *Finish Lines Not Finish Times* initiative, supported through funding from the NSW Office of Sport's Organisational Support Program. The results have been extraordinary. Over the past seven seasons, more than 6,500 women have completed their first triathlon through the program.

That number is impressive on paper. What it really represents, however, are 6,500 stories: people overcoming doubt, discovering capability, making friends, finding confidence and proving to themselves that they could do something they may once have considered impossible. For a sport that is committed to becoming more inclusive and balanced, it is difficult to imagine a more meaningful measure of success.

I'd also like to acknowledge our Board, led by President **Deanna Waters**. Good governance isn't always visible. No crowds gather to applaud a well-managed budget or a carefully considered strategic discussion. Yet these are precisely the things that ensure a sport remains strong long into the future. Deanna's commitment to triathlon is extraordinary, and the support provided by her and the entire Board continues to be invaluable to both our staff and the wider community.

The season concluded, as tradition now dictates, with the NSW Triathlon Club Championships in Forster. Once again, the event served as a joyful reminder of what makes this sport special.

The move to February was warmly embraced, and with blue skies, warm weather and the kind of conditions event organisers dream about, more than 800 athletes took part alongside approximately 150 volunteers and 20 technical officials. In all, around 1,000 people travelled from every corner of the state to be part of the weekend. They came by car, by bus, by determination and, in some cases, seemingly by sheer force of will.

Club Championships remains one of the most unique events in Australian triathlon. There is simply nothing quite like it. It combines competition, camaraderie, rivalry, friendship and fancy dress in proportions that probably shouldn't work, yet somehow do. It is an event we should all be enormously proud of.

Special thanks must go to **Mark "Emo" Emerton** and the outstanding team at Elite Energy Events for delivering another exceptional championship.

And finally, to every volunteer, committee member, coach, official, supporter and club helper who contributed throughout the season: thank you.

Triathlon has swim courses, bike courses and run courses. What it really runs on, however, is people.

Fortunately for all of us, New South Wales has some of the very best.

2025–2026
Staff and Committee Members

Chief Executive Officer
Adam Wicks

Clubs, Memberships and Partnerships
Kelly Collins

Coach Education and Pathway Manager
Robyn Low-Hart

Manager Technical
Sue Horsburgh

Manager Events
David Williams

Communications and Marketing Manager
Erica Galea

Auditor
Charles Behrens of C.A. Behrens Chartered Accountant

Sub-Committees
President and CEO are ex-officio Members on all Sub-Committees

Technical Committee

Sue Horsburgh (Chair ex-officio)
Margaret George
Deanna Waters
Catherine Ross
Grant Holman
Tom Sumsky
Adam Wicks (Executive Director – ex-officio)

Life Members

Steve Ray	Elected 2001
Peter Bernard	Elected 2004
Greg Welch	Elected 2004
Garry Clarke	Elected 2007
Craig Alexander	Elected 2009
John Smith	Elected 2009
Stephen Tudjman	Elected 2018
Michellie Jones	Elected 2018
John Holt	Elected 2020



Financial performance summary

The NSW Triathlon Board reports a modest net surplus for the year ended 30 June 2026 of **$728**. The organisation remains in a very sound financial position by having retained earnings of **$594,779**. The Financial Performance this year was a result of prudent financial control led by a strong Finance and Audit Committee

A sport for everyone

Membership

<1% decrease

5,018

members in NSW

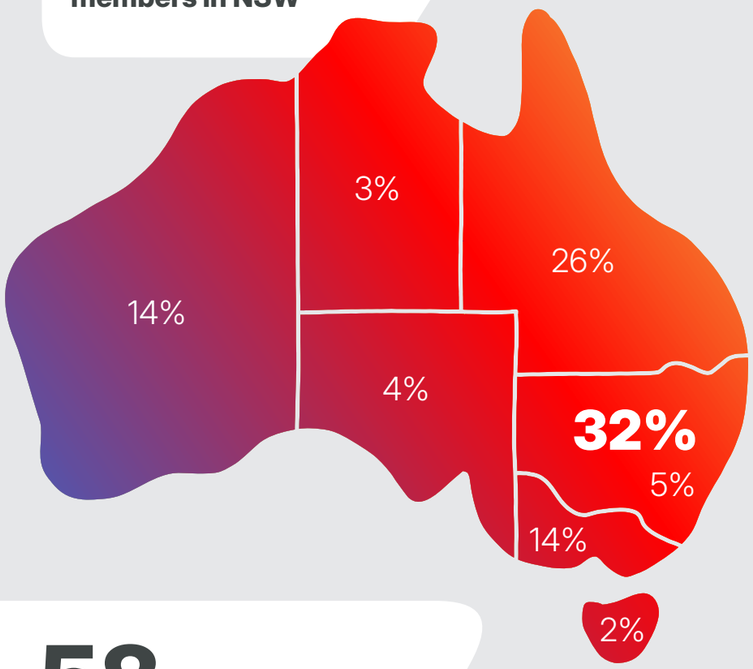

58 clubs

92% Club members
8% Non-club members

Median age
44

Members identify as...

Male 62%

Female 37%

Other 1%

Median age

Age	%
11 and under	4
12 – 19	10
20 – 34	18
35 – 49	32
50 – 64	28
65+	7

Package

Type	%
Social	5.8
Basic	5.6
Standard	67.6
Premium	4.7
Social JR	0.1
Basic JR	1.3
Standard JR	14.5
Premium JR	0.4

Add ons

Add on membership	
Technical official	63
Pro athlete	32
Pro Dev athlete	14
Coach volunteer	49
Coach pro	73



Clubs

The 2025/26 season once again highlighted that while races provide the opportunity to compete, it is our clubs that remain the beating heart of triathlon in NSW.

Across the state, clubs continued to provide welcoming communities where athletes could train, race, volunteer and pursue their goals alongside like-minded people. From first-time triathletes taking on their debut event to experienced competitors chasing personal bests, clubs were at the centre of countless success stories throughout the year. Whether gathering for a mid-week squad session, volunteering at a local race, celebrating podium performances, or supporting teammates through a challenging season, clubs continued to demonstrate the important role they play in connecting communities through sport.

This season was particularly significant with so many athletes setting their sights on the World Triathlon Championships in Wollongong. Throughout the start of the 25/26 season, local club races, interclub events and training sessions provided the perfect opportunity for athletes to sharpen their skills and prepare for the world stage. Seeing athletes proudly wearing the green and gold at club races was a powerful reminder that the pathway to representing Australia often begins at a local triathlon club. While these athletes competed for their country, they also carried with them the support, encouragement and pride of the clubs that helped them reach that level.

The continued strength of our clubs was evident throughout the season through strong participation at local events, the Interclub Leagues, Club Championships, volunteer programs and community initiatives. It was also encouraging to see the growth of our club network, including the emergence of Northern Beaches Ocean Dragons Triathlon Club for our junior club members and other developing communities around the state, ensuring more athletes than ever have the opportunity to belong to a local triathlon community.



Interclub

The eighth edition of the NSW Triathlon Interclub Leagues once again delivered friendly rivalry, outstanding participation and countless memorable moments.

Now firmly established as one of the cornerstones of club racing in NSW, the Interclub Leagues provide clubs with a reason to travel, race together and celebrate collective achievement throughout the season. What began as an initiative to encourage participation has evolved into an important part of club culture, with members eagerly tracking league standings, attending away races and proudly wearing their club colours at events across the state.

From the opening race of the season through to the final event, clubs battled for league honours, promotion, regional bragging rights and, most importantly, the opportunity to showcase the strength of their club community. Across every league, close contests, spirited rivalries and outstanding performances ensured that many standings remained undecided until the closing stages of the season.

NSW TRIATHLON

HUME

	CLUB	TOTAL
1	Yass Valley Galahs	345
2	Goulburn Rambos	174
3	Wagga Dancing Crows	82
4	Highlands Shaggy Cows	0
5	Leeton Bidgee Cockatoos	0

The Hume League belonged to the Yass Valley Galahs in 2025/26, with the defending champions producing a dominant display across the season to finish on 345 points, almost double the tally of second-placed Goulburn Rambos (174 points). A powerful start to the year at Challenge Canberra and the Jackie Fairweather Memorial Triathlon allowed the Galahs to build an early advantage that they never surrendered. While Goulburn remained competitive throughout the season and secured a well-earned runner-up finish, Yass' consistency across all five rounds ultimately proved the difference. The Wagga Dancing Crows rounded out the podium in third place, finishing the season strongly with their highest-scoring result in the final round.

CENTRAL WEST

	CLUB	TOTAL
1	Orange Piranhas	506
2	Mudgee Red Devils	490
3	Dubbo Hippos	484
4	Bathurst Wallabies	311
5	Cowra Cobras	71

The Central West League once again proved why it remains one of the most fiercely contested and proudly supported Interclub competitions in NSW. Built around long-standing club races and regional rivalries, the league delivered a thrilling season with just 22 points separating the top three clubs. The Orange Piranhas reclaimed the title with 506 points, edging out the defending champions, the Mudgee Red Devils (490 points), while the Dubbo Hippos finished only six points further back on 484 points. Orange's consistency was the key, recording maximum scores in the final three rounds to narrowly overcome Mudgee, who started the season strongly with a maximum 150-point haul in Round 1.

SOUTH COAST

	CLUB	TOTAL
1	Jervis Bay Dolphins	578
2	Illawarra Cannons	495
3	Kiama Coasters	427
4	Eurocoast Nomads	317

The return of the South Coast League delivered one of the most competitive contests of the 2025/26 Interclub season, with the Jervis Bay Dolphins coming out on top to finish on 578 points. After a relatively modest opening round, the Dolphins found their rhythm through the middle of the season, posting a huge 170 points at Club Champs to establish a lead that proved difficult to overcome. The Illawarra Cannons mounted a strong challenge throughout the year, particularly with dominant performances at the Kiama and Wollongong Triathlon events, eventually finishing just 83 points adrift in second place on 495 points. The Kiama Coasters enjoyed another consistent season to secure third place with 427 points, while the Eurocoast Nomads demonstrated their potential with a strong performance at the Batemans Bay triathlon to finish fourth.

NEW ENGLAND

	CLUB	TOTAL
1	Tamworth Tigers	520
2	Scone Stormers	359
3	Armidale Armidillos	175
4	Gunnedah K-Bears	94

The New England League once again highlighted that local club racing is the backbone of the competition with strong participation across three professionally run club events. The Tamworth Tigers claimed the 2025/26 title with 520 points, underpinned by consistent support at every round and scores of more than 100 points at each event. The Scone Stormers finished second on 359 points and recorded the league's highest single-round score with 170 points at Club Champs, while the Armidale Armidillos secured third place on 175 points ahead of the Gunnedah K-Bears.



HUNTER

	CLUB	TOTAL
1	Newcastle Nitros	853
2	Maitland Magic	684
3	Central Coast Maddoggers	605
4	Tomaree Tridents	547
5	Singleton Swoopers	271
6	Forster Breakers	257
7	Lion Island Lions	62

The Hunter League delivered another fiercely contested season in 2025/26, but this year the Newcastle Nitros reclaimed bragging rights with a dominant championship-winning performance, finishing on 853 points. The Nitros set the tone from the opening round at the Sparke Helmore Newcastle City Triathlon, recording maximum scores in three of the seven rounds and building a substantial lead that proved too difficult for their rivals to overcome. The Maitland Magic, who entered the season as defending champions, mounted a strong challenge and secured second place with 684 points with strong performances at Island Triathlon, Club Champs and Lake Macquarie Triathlon, while the Central Coast Maddoggers completed the podium after a season highlighted by a maximum 300-point haul at Club Champs. The Tomaree Tridents remained in contention throughout much of the season before finishing fourth.

NORTH COAST

	CLUB	TOTAL
1	Coffs Harbour Rockets	703
2	Byron Breakers	669
3	Yamba Stingrays	581
4	Hat Head Hammerheads	496
5	Port Macquarie Pelicans	475
6	Ballina Seahorses	292
7	Grafton Bull Sharks	275
8	Tweed Valley Volcanoes	139

The North Coast League produced one of the closest title races of the 2025/26 Interclub season, with the Coffs Harbour Rockets claiming the championship by just 34 points over the Byron Breakers. After several seasons of Byron dominance, Coffs Harbour turned the tables through a combination of strong participation and consistent performances across all five rounds, finishing on 703 points. The decisive moment came at Club Champs, where the Rockets amassed an impressive 258 points to establish a lead they would not relinquish. Byron remained firmly in contention throughout the season and finished strongly, but ultimately fell just short on 669 points. The Yamba Stingrays continued their rise as one of the league's strongest clubs, securing third place with 581 points, while the Hat Head Hammerheads and Port Macquarie Pelicans also produced standout performances throughout the year. With six clubs exceeding 290 points and the title remaining undecided until the closing rounds, the North Coast League once again demonstrated the depth, passion and healthy rivalries.

SYDNEY PREMIER LEAGUE

	CLUB	TOTAL
1	Cronulla Sharks	971
2	Warringah Waves	708
3	Balmoral Purple Thunder	682
4	Concord TC	650
5	Sydney Tri Giants (STG)	532
6	Brighton Polar Bears	526
7	Rozelle Pulse	436
8	Macarthur TC	278
9	Manly Vipers	229
10	Balance Bolt	200

The Sydney Premier League once again delivered high-quality competition throughout the 2025/26 season, with the Cronulla Sharks emerging as deserved champions after amassing an impressive 971 points. Cronulla's campaign was built on consistency and depth, recording maximum-point performances at 4 of the 7 rounds and finishing more than 260 points clear of their nearest rivals. The battle for the remaining podium positions was far tighter, with the Warringah Waves holding off the Balmoral Purple Thunder to secure second place, finishing just 26 points ahead after a season-long rivalry between two of the state's strongest clubs. Concord also enjoyed an outstanding season, narrowly missing the podium by only 32 points, while the Sydney Giants (STG) rounded out the top five. It was great to see 4 of the 10 Sydney Premier League clubs recording maximum points at club champs, bringing their athletes and strong club culture to this unique event. Unfortunately, Macarthur, Manly Vipers and Balance Bolt were related to Syndey League One for ICL09.

SYDNEY LEAGUE ONE

	CLUB	TOTAL
1	Hills Red Army	693
2	Coogee Comets	571
3	Panthers	570
4	Bondi Brats	484
5	Moore Performance Bats	279
6	Engadine Dingoes	222
7	Hunters Hill Hustlers	185
8	NS Mighty Mites	185
9	WS FilOz Eagles	124
10	TriMob	105
11	South West Sydney Golden Eagles	30
12	Australian Chinese Dragons	0

The Sydney Triathlon League One competition produced one of the closest finishes of the 2025/26 Interclub season, with the Hills Red Army claiming the title on 693 points after a consistent campaign across the seven rounds. Although Hills finished more than 120 points ahead of their nearest rivals, the battle for the remaining podium places could not have been tighter, with just a single point separating the Coogee Comets (571 points) and the Panthers (570 points) at season's end. The Bondi Brats also delivered a competitive season to finish fourth, while clubs throughout the league contributed to a vibrant and highly contested competition. Racing was intense by all clubs at IRONMAN Western Sydney, Club Champs and Big Husky with these events dominating the point score tally for the league. With three clubs surpassing the 570-point mark and several others producing standout performances throughout the season, League One once again demonstrated the depth of our Sydney based clubs. The strong performances of Hills, Coogee and Panthers see them promoted to Sydney Premier League for next season.

A sport for everyone

LEAGUE MVPS

While the Interclub Leagues celebrate collective achievement, the 2025/26 season also provided an opportunity to recognise exceptional individual performances through the League MVP Awards.

The MVP award recognises athletes who consistently contributed to their club's success through outstanding performances, participation and commitment throughout the season. Whether scoring valuable points at multiple events, leading by example or inspiring teammates through their dedication, each MVP represented the very best of club sport.

What makes these awards particularly special is that they celebrate everyday club members. Many of our MVP recipients balanced training, work, family commitments and volunteering responsibilities while continuing to support their clubs both on and off the race course.

LEAGUE	MALE MVP	FEMALE MVP
Central West	Mark Windsor (Bathurst Triathlon Club) Matt Webster (Mudgee Triathlon Club)	Julia Mannix (Dubbo Triathlon Club) Kate Noble (Mudgee Triathlon Club)
North Coast	Len Benson (Ballina Triathlon Club) Peter Birch (Coffs Harbour Triathlon Club)	Sandra Killen (Byron Tri Club)
Sydney Triathlon League 1	Andrew Gibietis (Coogee Triathlon Club)	Kelly Collins (Panthers Triathlon Club)
Sydney Triathlon Premier League	Adam Stroud (Cronulla Triathlon Club)	Nicole Lennon (Cronulla Triathlon Club)
Hume	Cliff Brown (Goulburn Triathlon Club)	Sarah Watson (Yass Valley Triathlon Club)
South Coast	James Alexander (Illawarra Triathlon Club)	Elisha Bell (Jervis Bay Triathlon Club)
New England	Samuel Ferguson (Tamworth Triathlon Club)	Lauren Ferguson (Tamworth Triathlon Club)
Hunter	Nathan Stewart (Tomaree Triathlon Club)	Hayley Lyall (Tomaree Triathlon Club)

GROWING AND CELEBRATING THE CLUB NETWORK

One of the highlights of the season was the continued growth and evolution of the club landscape across NSW.

The establishment of **Ocean Dragons Triathlon Club** represents another exciting chapter in the development of our sport with a club devoted to supporting and nurturing our juniors. New clubs create new opportunities for participation, provide additional pathways into triathlon and strengthen our ability to engage local communities across the state.

During the 2025/26 season, two long-standing NSW triathlon clubs celebrated significant milestones. **Warringah Triathlon Club** marked its 40th anniversary, commemorating four decades as one of the state's most successful and enduring clubs. Meanwhile, **Bathurst Wallabies Triathlon Club** celebrated its 20th anniversary, recognising two decades of participation and growth in the Central West. These milestones highlight the strength, history and ongoing contribution of community-based triathlon clubs across NSW.



NSW TRIATHLON CLUB CHAMPIONSHIPS

If the Interclub Leagues are a celebration of competition, the NSW Triathlon Club Championships remain the ultimate celebration of club spirit.

Following feedback from clubs after the 2025 event, the NSW Triathlon Club Championships underwent several important changes for the 2026 edition. Most notably, the event moved from November to February, better positioning it within the racing calendar and providing clubs with greater opportunities to build participation and travel plans around the state's busy summer racing season. The event format was also refreshed to include a broader range of racing options and more attainable distances, making Club Championships more accessible to athletes of all ages, abilities and experience levels.

While the format evolved, the essence of Club Championships remained unchanged. The event continued to provide the unique team-based experience that sets it apart from any other race on the NSW calendar, with athletes racing not only for personal achievements but for their clubmates, club colours and club pride.

From the excitement of the race itself to the atmosphere created by club tents, supporters and volunteers, the spirit of club competition was on full display throughout the weekend. As always, the day concluded with the iconic Club Championships celebrations, where rivalries were put aside and athletes came together to enjoy the camaraderie, entertainment and party atmosphere that have become synonymous with this flagship event.

The event attracted more than 800 athletes, supported by 150 volunteers and 15 technical officials, creating an incredible atmosphere across the entire weekend. The addition of Swim Forster and Run Forster this year further enhanced the festival spirit, bringing even more participants and supporters together to celebrate endurance sport.

The success of the weekend is a testament to the outstanding work of Elite Energy, with special thanks to Emo and his team for delivering a safe, professional and seamless event experience. We also extend our sincere appreciation to all the athletes, volunteers, technical officials and supporters whose enthusiasm and commitment made the weekend such a memorable occasion. Together, they showcased the strength of the triathlon community and highlighted the vital role our club network plays in making events like this possible across NSW.

The 2026 NSW Triathlon Club Champions are noted below:

- Junior Division: Maitland Triathlon Club
- Division 5: Scone Triathlon Club / Hat Head Triathlon Club
- Division 4: Brighton Baths Athletic Club
- Division 3: Port Macquarie Triathlon Club
- Division 2: Balmoral Triathlon Club
- Division 1: Warringah Triathlon Club

2025/26 NSW Triathlon Coach Education and Pathway

The 2025/26 season was another successful year for NSW Triathlon's State Pathway Program, with strong participation across state programs, valuable development opportunities and outstanding performances at State, National and International levels. Our programs continued to focus on long-term development: technical skills, tactical awareness, physical capabilities and confidence, alongside independence, resilience and wellbeing.



NSW TRIATHLON

Pathway Camps and Athlete Development

The season commenced with the Development Squad Camp at Blue Lagoon on the Central Coast (15–17 August). The camp included benchmark testing aligned with AusTriathlon athlete categorisation requirements, alongside training, technical skills and preparation for the season ahead. The NSW Triathlon Pathways Camp at Point Wolstoncroft (26–28 September) provided an opportunity for athletes in the Regional Academies and ROSTA programs to build their repertoire of skills in preparation for the coming season. Travelling Race Camps were undertaken at Runaway Bay Super Sprint Race Weekend in December and Devonport in March. The focus of travelling race camps was on independence, race preparation and learning alongside peers.

Pathway Skills Development and Masterclasses

NSW Triathlon delivered four Masterclasses at various locations across NSW, open to athletes within the State Pathway Program. Designed to assist progression in triathlon, the sessions developed technical proficiency, confidence and race-specific capabilities while complementing the work of home coaches and Regional Academies of Sport with a main focus on open water skill development.

Billigence Pathway Series

The 2025/26 Billigence Pathway Series comprised four rounds at Sutherland, Illawarra, Orange and Penrith. The series provided development-focused racing for NSW pathway athletes, building draft-legal skills, tactical awareness and confidence across varied courses and competitive environments. Petra Fransen and Wade Barr were crowned the overall female and male series champions.

Overall Series Results

	MALE	FEMALE
1st	Wade Barr	Petra Fransen
2nd	Ben Devries	Emily Rice
3rd	Harry Fraser	Madeline Platt

We sincerely thank naming rights sponsor Billigence, Michael and Jana Kapr, and the clubs, race directors and volunteers whose commitment enables the series to continue evolving.

Pathways

Athlete And Pathway Coach Education

The Online Pathway Education Series supported holistic athlete development through learning opportunities covering nutrition, race rules, recovery, preparation and athlete wellbeing. The aim was to help athletes make informed decisions and take increasing responsibility for their development while balancing sport, education and family life. An online "Lessons Learnt" series was delivered to Pathway coaches, connecting with High Performance Coaches across a variety of sports to provide valuable learning that the Pathway Coaches could then take into their home environments.

Regional Academies of Sport and State Pathway Programs

The Regional Academies of Sport remained essential partners, providing structured coaching, education and performance support. The network included Central Coast, Hunter, Illawarra, North Coast, South West Sydney, Western Region and Western Sydney. ROSTA complemented the academy network for athletes without access to a regional academy triathlon program, while the Development Squad supported progression toward higher levels of competition.

Athlete Categorisation and Talent Identification

Benchmark testing at the Blue Lagoon Development Squad Camp supported athletes and coaches in assessing progress against National Performance Standards. Seven (7) NSW athletes were recognised at the Emerging level: **Logan Campbell**, **Wade Barr**, **Claire Spicknall**, **Ben Devries**, **Alexander Eason**, **Kyle Mason** and **Bohdi Jackson**.

Matthew Engesser was recognised within the Podium Ready Para Pathway, while **Petra Fransen** successfully met the AusTriathlon Target Talent requirements. These achievements reflect athletes' development across different stages of the pathway and the support of their coaches.

2025 World Triathlon Championship Finals – Wollongong

The World Triathlon Championship Finals were held in Wollongong in October 2025, giving NSW athletes a rare opportunity to compete on home soil and experience world-class racing. NSW athletes represented Australia across the international championship pathway: **Claire Spicknall** in the Junior team, **Logan Campbell** and **Rory Thornhill** in the U23 Men's World Championship, and **Matthew Engesser** in the Para World Championship (PTS4).

NSW pathway athletes also achieved outstanding results in the Age Group Sprint World Championships. **Ben Devries** won the Male 16–19 world title in 57:31, recording the fastest overall time across the men's sprint age-group field. **Alexander Eason** earned silver in the same category (58:04), while **Emily Rice** claimed bronze in the Female 16–19 category (1:06:24). These achievements demonstrate the strength of NSW's emerging talent and the contribution of their coaches and support networks.

International Racing and Athlete Progression

Many NSW U23 and some Junior athletes raced internationally in a variety of locations. **Logan Campbell** delivered a standout performance, claiming silver at the 2025 Asia Triathlon Cup in Kota Kinabalu, Malaysia, before continuing his international racing campaign in Japan and South Korea. These opportunities exposed athletes to stronger fields and different racing environments, supporting performance benchmarking, tactical development and progression through the NSW triathlon pathway.

National Competition and Athlete Achievements

At the Australian Super Sprint Race Weekend at Runaway Bay in December 2025, Ben Devries claimed the Australian Junior Super Sprint Championship title. The Development Squad travelling race experience at Runaway Bay provided athletes with valuable exposure to a National competition environment, including the demands of multiple races and independent preparation.

NSW All Schools Triathlon and Aquathlon Championships

The 2026 NSW All Schools Championships at Sydney International Regatta Centre on 25–26 February showcased the success of the State Pathway Program across the state. The event followed a season of skill development and race opportunities and provided an important stepping stone to School Sport Australia Nationals. The tables below recognise the individual Triathlon and Aquathlon Championship podium finishers.

Triathlon – Individual Podium Results

	JUNIOR MALE	JUNIOR FEMALE
1st	Caine Platt	Hayley Foley
2nd	Sebastian Wilson	Anise Dawkins
3rd	Mason Pellatt	Harper Mulcahy
	INTERMEDIATE MALE	**INTERMEDIATE FEMALE**
1st	Thomas Rice	Ronia Warszawska
2nd	Sebastian Chalhoub	Ria Havlicek
3rd	Monty Lloyd Jones	Ruby Cameron
	SENIOR MALE	**SENIOR FEMALE**
1st	Alexander Eason	Emily Rice
2nd	Ben Devries	Madeline Platt
3rd	Ethan Mackie	Petra Fransen

Aquathlon – Individual Champions

	SENIOR MALE	SENIOR FEMALE
1st	Ben Devries	Petra Fransen



Oceania Championships – Devonport

The March 2026 Oceania Championships in Devonport provided another valuable benchmark. Kyle Mason claimed silver in the Oceania Junior Men's Championship, finishing 16 seconds behind the winner. His second-place finish secured selection for the Australian team at the 2026 World Triathlon Junior Championships in Pontevedra, Spain. **Logan Campbell** finished third in the Oceania U23 category and eighth in the combined Elite/U23 field, recording the fastest 10 km run split among U23 competitors. At the Devonport World Triathlon Para Series, **Matthew Engesser** (PTS4) and **Jack Gibson** (PTS5) each finished fourth in their respective classifications. These performances reflect the athletes' dedication and the support of their home coaches and wider networks.

Para Triathlon Athlete Development

The 2025/26 season also saw strong performances from NSW Para triathletes at national and international levels.

Jack Gibson claimed the Australian Para Triathlon Championship title in the PTS5 classification in January before making his World Triathlon Para Series debut at Devonport in March, finishing fourth in PTS5. Following his reclassification to PTS4, Jack continued his success in April, winning the Oceania Para Triathlon Championship at Runaway Bay.

Matthew Engesser also delivered impressive results, finishing fourth in PTS4 at the Devonport World Triathlon Para Series and claiming silver at the Oceania Para Triathlon Championships in April. Recognised within AusTriathlon's Podium Ready Para Pathway, Matthew competed in multiple World Triathlon Para Cup (WTPC) and World Para Cup (WPC) events throughout the season. A significant milestone was his appearance at the World Triathlon Para Championships in Wollongong in October, where he finished tenth.

These achievements highlight the continued progression of NSW Para athletes on the national and international stage, and the valuable role of the Billigence Pathway Series in providing racing opportunities, building race experience and supporting athlete development along the Para Performance pathway.

School Sport Australia Triathlon and Aquathlon National Championships

The March 2026 School Sport Australia National Championships at Runaway Bay brought together school-aged athletes from across Australia. NSW athletes achieved 11 A Final podium finishes, including five race victories, across Triathlon and Aquathlon.

Triathlon – NSW A Final Podium Results

CATEGORY	ATHLETE	PLACING
Senior Male	Kyle Mason	1st
Junior Male	Caine Platt	1st
Junior Male	Sebastian Wilson	2nd

Aquathlon – NSW A Final Podium Results

CATEGORY	ATHLETE	PLACING
Senior Male	Lachlan Brinckley	2nd
Senior Male	Lachlan Jones	3rd
Senior Female	Olivia Siau	1st
Intermediate Male	Luke Brown	1st
Intermediate Female	Jennifer Tzikas	2nd
Intermediate Female	Piper Sweeny	3rd
Junior Male	Josh Spinks	1st
Junior Female	Harper Mulcahy	2nd

Congratulations to all NSW representatives, their coaches, families and School Sport Australia. These experiences build confidence, race skills and independence while providing valuable national-level competition.



Oceania Triathlon Cup and Australian Sprint Championships – Gold Coast

The April 2026 Oceania Triathlon Cup at Broadwater Parklands incorporated the Australian Elite and U23 Sprint Championships. NSW athletes **Jayden** and **Luke Schofield** finished second and third respectively in the Elite Men's race. Several NSW pathway athletes also had the opportunity to toe the line alongside leading elite triathletes, gaining invaluable exposure to the pace, intensity and tactical demands of elite racing. Such opportunities allow emerging athletes to challenge themselves and understand what is required at the next level.

Your Local Clubs Academy Games – Tamworth

The April 2026 Academy Games in Tamworth provided multi-day racing and valuable opportunities for pathway athletes to develop independence, race preparation and technical skills. The Your Local Clubs Academy Games concludes the Regional Academy of Sport and ROSTA programs for the season.

Congratulations to the following athletes:

	JUNIOR MALE	JUNIOR FEMALE
1st	**Isaac Chapman** (WSAS)	**Eva Mowbray** (CCAS)
2nd	**Alexander Mackie** (WSAS)	**Emily Stone** (WRAS)
3rd	**Liam Ward** (ROSTA)	**Isla O'Connor** (IAS)

	YOUTH MALE	YOUTH FEMALE
1st	**Caine Platt** (HAS)	**Anise Dawkins** (NCAS)
2nd	**Thomas Rice** (CCAS)	**Olivia Fraser** (ROSTA)
3rd	**Matthew Fosse** (SWSAS)	**Anastasia Lamb** (ROSTA)

Central Coast Academy of Sport won the Fantasy Mixed Relay Team Competition, followed by Illawarra Academy of Sport and ROSTA.

Coach Education

Coaching Development and Education

Coach education and development remained a key priority for NSW Triathlon throughout the 2025/26 season, recognising the important role coaches play in supporting athlete progression, creating positive sporting environments and strengthening the long-term sustainability of triathlon.

NSW Triathlon delivered two Foundation Coaching Courses, held in Sutherland and Penrith, and one Development Coaching Course, also held in Penrith. Delivered as part of the AusTriathlon Coach Education Framework, these courses provided opportunities for aspiring and existing coaches to build their knowledge, practical skills and confidence while progressing along the national coaching pathway.

The Foundation Coaching Course provides an entry point for individuals looking to coach triathletes in a group environment, while the Development Coaching Course builds on this foundation, preparing coaches to work with athletes on an individual basis. Both courses combined online learning with face-to-face practical experiences, covering the fundamentals of swimming, cycling, running and transitions, alongside training principles, planning and programming, growth and development, and effective communication.

Importantly, coach education extends beyond technical knowledge. Developing the ability to communicate, build positive relationships, understand individual athlete needs and create safe, inclusive and supportive training environments remains central to quality coaching. The courses also reinforced professional responsibilities, including safeguarding, integrity and coaching within an appropriate scope of practice.

Beyond formal accreditation, ongoing coach development was embedded throughout the NSW Triathlon Pathway Programs. Coaches involved in the Regional Academies of Sport, ROSTA and Development Squad benefited from opportunities to collaborate, exchange knowledge and develop their coaching practices through training sessions, skills development activities, pathway camps and competition environments. These experiences provided valuable opportunities for practical learning, mentoring and professional growth while strengthening connections across the NSW coaching network.

The development of coaches is an ongoing journey, with opportunities to progress from grassroots participation through to performance and high-performance coaching. Continued investment in coach education, practical experience and professional development is essential to building a capable, confident and connected coaching workforce.

By supporting coaches at different stages of their development, NSW Triathlon is strengthening coaching capability across the state, enhancing the experiences of athletes and contributing to the continued growth and success of triathlon.

Acknowledgements

The success of the 2025/26 season reflects the collective commitment of the NSW Triathlon community. We thank club race directors, committees and volunteers for delivering quality events; parents and families for embracing a long-term development philosophy; and pathway coaches for their generous commitment, guidance and care.

We acknowledge Billigence, Michael and Jana Kapr, the Regional Academies of Sport, program partners, and NSW Triathlon and AusTriathlon staff for their collaboration and behind the scenes work. To every athlete, thank you for your enthusiasm, effort and willingness to learn. These qualities are what make our pathway programs strong and create an environment where athletes can continue to develop, challenge themselves and reach their potential.

Looking Ahead

The 2025/26 season reinforced the importance of a connected athlete and coach pathway, supported by quality education, meaningful competition and strong community partnerships. Looking to 2026/27, our focus remains on strengthening opportunities, supporting coaches, fostering inclusion and helping athletes pursue their potential. Together, we are building capable young people, confident coaches and a sustainable future for triathlon in NSW.



Winning well to inspire

Annual Technical Report

NSW Triathlon Events/Technical
2025/26 Season Report



NSW Triathlon Technical Committee

The NSW Triathlon Technical Committee is a subcommittee of the NSW Triathlon Board and is chaired by the Manager Technical and Events. Other Committee members are appointed by the Board for a three-year term.

The role of the Committee is to provide strategic guidance and operational support for the NSW Technical Program, including the recruitment, development, accreditation, and ongoing support of Technical Officials across the state.

During the 2025/26 season, the Technical Committee met monthly via teleconference. Attendance records for Committee members are outlined below:

NAME	APOLOGIES	ATTENDANCES (MAX OF 12)
Sue Horsburgh (Manager Technical) – Chair	0	12
Margaret George	3	9
Deanna Waters	2	10
Catherine Ross	2	10
Grant Holman	3	9
Sarah Maguire*	1	3
Christina Thorne	1	11
Dave Williams (Manager Events) – ex officio*	5	0
Adam Wicks (Executive Director – ex-officio)	5	7

** Withdrew from the committee during 2025.*

At the end of the season Deanna Waters, Christina Thorne and Margaret George were required to step down from the Committee after completing their two-year term. Christina Thorne's resignation was accepted while Deanna and Margaret were eligible to renominate for the 2026/27 Committee if they chose to do so.

Skills of the 2025/26 Technical Committee

The Committee consisted of a diverse range of technical experience (between 8 and 19 years of service). Individuals within the Committee brought with them the following skills and experience to the Committee:

- team leadership
- risk management
- World Triathlon (WT) officiating experience
- workplace health and safety
- triathlon event organisation
- volunteer management
- triathlon competition and athlete experience
- triathlon club management
- mentoring and official development.

This breadth of knowledge and experience enabled the Committee to make considered, informed, and balanced decisions on the matters brought before it throughout the season. It also provided valuable perspectives across technical operations, event delivery, governance, and volunteer engagement, contributing to the ongoing development of the NSW Technical Program.

Role and objectives of the Technical Committee

On behalf of the NSW Triathlon Board, the Technical Committee oversaw the development, accreditation, and ongoing support of 57 accredited NSW Technical Officials during the 2025/26 season. The Committee's primary aims and objectives were to:

- Ensure a technical presence at every open, sanctioned event in NSW
- Provide high-quality officiating at events
- Provide a safe environment which gives opportunities for all officials to maximise their potential
- Manage a program which exceeds the minimum requirements of the Sport Australia's officiating accreditation scheme
- Contribute to NSW Triathlon meeting its responsibilities under NSW legislation



Event Sanctioning in 2025/26

In 2025/26, 347 multisport events were sanctioned across NSW, generating 94,910 start lines. Excluding a one-off event with 20,000 participants, total start lines were 74,910, up from 67,114 in 2024/25, representing an 11.6% increase year-on-year.

	OPEN EVENTS		CLUB EVENTS		
SEASON	NO.	START LINES	NO.	START LINES	COMMENTS
2020/21	40	18,636	317	15,580	No IRONMAN events
2021/22	25	19,023	236	7,668	Affected by COVID and La Nina
2022/23	47	31,494	306	12,635	No Covid restrictions
2023/24	56	38,305	334	12,910	
2024/25	56	54,495	327	12,619	Includes Run-only and swim-only events
2025/26	**55****	**79,762*****	**292**	**15,148**	**Includes 29 events that were run or swim or aquathlon only events. *** One run event alone had 20000 participants.

The club events were conducted by affiliated clubs as follows:

CLUB (EVENTS)		
Armidale (4)	FiLOz (1)	Orange (9)
Balance (1)	Forster (19)	Penrith (13)
Balmoral (6)	Goulburn (19)	Port Macquarie (11)
Bathurst Wallabies (7)	Hills (6)	Scone (3)
BRATS (3)	Hunters Hill (1)	Singleton (7)
Central Coast (6)	Illawarra (8)	Tamworth (13)
Coffs Harbour (11)	Jervis Bay (4)	Tomaree (4)
Concord (3)	Macarthur (14)	Tweed Valley (24)
Coogee (2)	Maitland (8)	Warren (1)
Cowra (8)	Mudgee (7)	Warringah (6)
Cronulla (19)	Ocean Dragons Jnr club (2)	Yamba (8)
Dubbo (8)	Newcastle (7)	
Echuca Moama (16)	Northern Suburbs (3)	

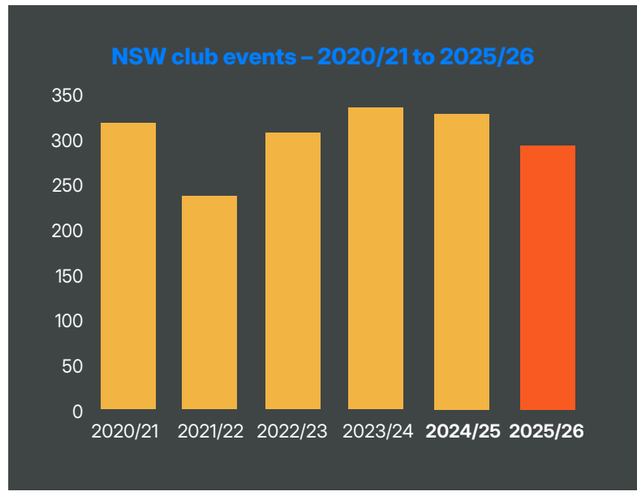

Overall, participation at club events throughout the season increased compared to the previous season.



NSW club culture and national contribution

NSW continued its proud tradition of having one of the strongest club cultures in the country, with affiliated clubs delivering a significant proportion of sanctioned club racing nationally.

In 2025/26, NSW clubs conducted 62% of all sanctioned club events held across Australia, reinforcing the strength, activity and commitment of the NSW club network.

Nationally, 460 club races were conducted during the 2025/26 season, with NSW clubs making a substantial contribution to this total.



Comparison with previous seasons

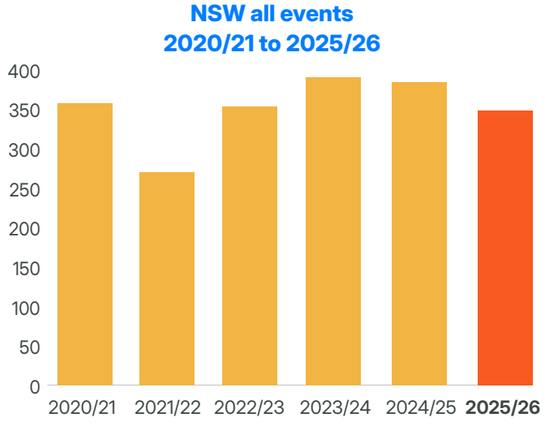

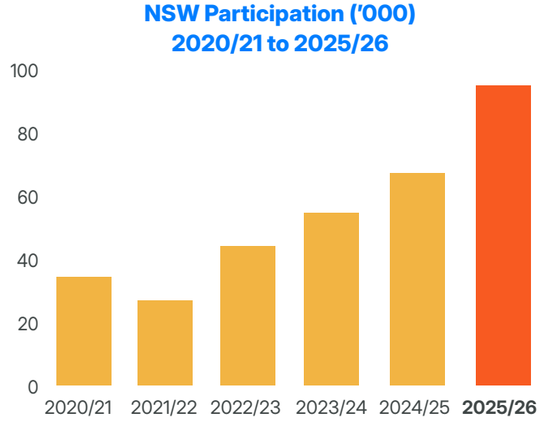

2025/26 Achievements

This season, NSW Triathlon was supported by a strong team of 57 active Technical Officials (22 women and 35 men) who officiated at events across New South Wales and nationally.

Our officials provided technical coverage at 40 commercial races throughout NSW, requiring the appointment of 61 Senior Technical Team (STT) positions. These leadership roles, including Technical Delegate (TD), Head Referee (HR), Chief Race Official (CRO) and Assistant positions, played a vital role in ensuring events were delivered safely, fairly and in accordance with the Competition Rules.

When making Senior Technical Team appointments, the Technical Committee considers a range of factors, including an official's experience, gender balance, succession planning and opportunities for progression. It was particularly pleasing to achieve strong gender representation across these appointments, with 54% of STT roles filled by men and 46% by women.

We also continued to provide strong technical support to the Billigence Pathway Series, one of NSW Triathlon's key race series. Technical Officials helped ensure athletes experienced safe, fair and professionally officiated events throughout the season. This support was complemented by a Rules Seminar for athletes, which provided an overview of World Triathlon competition rules and officiating procedures, helping participants better understand race requirements and officiating practices at elite-level events.

Accredited NSW Triathlon officials attended 98% of all open sanctioned events requiring technical coverage. The only event that could not be serviced was held in Warren due to the challenges of securing officials in a remote location. In this instance, the Sanctioning Officer worked closely with the Event Organiser remotely to help ensure the event was conducted safely and in accordance with sanctioning requirements.

This outstanding level of coverage reflects the commitment, professionalism and dedication of our Technical Officials, who continue to make a significant contribution to the safe and successful delivery of triathlon and multisport events across NSW.

Education, Training and Professional Development

NSW Triathlon continued to invest in the education, development and progression of Technical Officials at state, national and international levels, ensuring a strong and sustainable officiating workforce for the future.

State Level

- Three candidates completed Module 10 of the Local Technical Official (LTO) Course and are awaiting their Field of Play practical assessments.
- Seven candidates were invited to undertake the new ALSC Online Regional Technical Official (RTO) Course, with five successfully attaining RTO accreditation during the season.
- Four Local Technical Officials were appointed as Assistant Senior Technical Team (STT) members, providing valuable development opportunities and leadership experience.
- AusTriathlon delivered online seminars throughout the season, providing Technical Officials with opportunities for ongoing education and professional development.
- Tom Sumsky was recognised as the NSW Technical Official of the Year at the NSW Club Championships in recognition of his outstanding contribution to officiating.
- All NSW Technical Officials were provided with the opportunity to complete their compulsory ALSC Technical Re-Accreditation in preparation for the 2026-27 season.
- Twelve Technical Official newsletters were distributed throughout the year, sharing safety reminders, technical resources, officiating updates and experiences from officials working on the Field of Play.
- The Annual Technical Forum was held in January 2026 and featured guest speaker Emma Jeffcoat, who provided valuable insights into the life of a professional athlete and highlighted the importance of positive interactions between athletes and Technical Officials.
- We proudly recognised and celebrated the service of our Technical Officials. Awards were presented to one official for 5 years of service, one official for 10 years, one official for 15 years, and two officials for 20 years of service. We thank them for their ongoing commitment and contribution to triathlon in NSW.

National Level

NSW Technical Officials continued to contribute at the highest levels of the sport nationally. During the season, nine officials were appointed by AusTriathlon to 11 Senior Technical Team (STT) positions across six Events of National Significance (EONS). A further 16 NSW officials travelled interstate to support EONS events in officiating roles, demonstrating the depth, capability and reputation of the NSW Technical Official workforce.

International Level

The highlight of the international calendar was the World Triathlon Championship Finals Wollongong, held over four days in October. Athletes travelled from across Australia and around the world to compete, and a team of 67 Technical Officials was appointed to support the event, including nine officials from NSW.

A special congratulations goes to two of our Continental Technical Officials (CTOs) who were appointed to Senior Technical Team roles at the Championship Finals, as well as other World Triathlon events held in Australia during the year. These appointments are a significant achievement and reflect both their expertise and the high calibre of Technical Officials within NSW.

NSW also had 12 officials attend a World Triathlon Level 1 Technical Officials Course at Sydney Olympic Park in August. It has been particularly pleasing to see nine of these officials already complete their practical requirements and progress to World Triathlon National Technical Official (NTO) accreditation.

As a result, NSW now has a World Triathlon-accredited workforce of 12 National Technical Officials (NTOs) and four Continental Technical Officials (CTOs), providing a strong foundation to support international and high-performance racing both within Australia and abroad.

The continued success of NSW officials at state, national and international levels reflects the strength of our development pathways, the commitment of our volunteers, and the collaborative efforts of the Technical Committee to provide meaningful education, mentoring and advancement opportunities throughout the season.

Supporting the National Officiating Program

With the approval of the Executive Director, the NSW Triathlon Manager Technical and Events continued to support AusTriathlon's Technical and Sanctioning Manager in the delivery of the National Officiating Program. This support contributed to greater national consistency across event sanctioning, officiating education, technical appointments and program administration. Support included:

- Sanctioning all triathlon events in the ACT and Northern Territory.
- Contributing to the working group responsible for developing the 2025–2026 Race Competition Rules.
- Supporting the ongoing development and improvement of the Online Sanctioning Portal and Learning Management System.
- Developing and delivering education and training programs for Technical Officials, including the new Australian Technical Official course.
- Coordinating and facilitating Australia-wide Local Technical Official Module 10 sessions.
- Serving as Secretary for State and Territory Triathlon Association meetings.
- Maintaining the national register of Senior Technical Team appointments for Events of National Significance.

Together, these activities helped support consistent officiating standards, streamlined sanctioning processes and stronger technical pathways across Australia.

Conclusion

The NSW Technical Program remains in a strong position and continues to meet the officiating requirements and standards set by Sport Australia. Throughout the season, officials were provided with development opportunities designed to build capability and confidence, including mentoring, targeted education programs and challenging Field of Play appointments.

We sincerely thank our event organisers, Technical Officials, athletes, volunteers and participants for their contribution to keeping triathlon safe, fair and enjoyable for everyone.

We also acknowledge Adam Wicks and the NSW Triathlon Head Office team for their ongoing support of the Technical Program. Their assistance and collaboration are greatly appreciated and have contributed significantly to the success of our officials, events and broader technical program across the state.

Sue Horsburgh
(Manager Technical)

20 October 2026



NSW TRIATHLON

Director's Report

Triathlon New South Wales Limited
ACN 127 660 931
30 June 2026

1. Principal activities

The principal activities of the Company during the financial year were in accordance with the objects of the Company as outlined in the constitution which are:

a. to be the governing body for Triathlon in New South Wales and be recognised as such by Triathlon Australia Limited and the New South Wales Government;

b. unite the Recognised Triathlon Clubs and Individual Members;

c. encourage, administer, promote, advance and manage Triathlon in New South Wales through participation, competition and commercial means;

d. ensure that Triathlon in New South Wales is carried on in a manner, which secures and enhances the safety of participants, officials, spectators and the public and which allow the sports to be competitive and fair;

e. adopt, formulate, issue, interpret, implement and amend from time to time by-laws, rules and such other regulations as are necessary for the control and conduct of Triathlon in New South Wales;

f. develop, manage and govern Triathlon in New South Wales in accordance with and having regard to the By-rules, rules and policies formulated by the Company;

g. arrange, administer, manage and / or conduct state championships for Triathlon;

h. determine, arrange and publish an annual New South Wales Triathlon calendar of events;

i. pursue through itself or other such entity commercial arrangements, including sponsorship and marketing opportunities, as are appropriate to further the Objects;

j. formulate or adopt and implement appropriate policies, including policies in relation to sexual harassment, equal opportunity, equity, drugs in sport, health, safety, infectious diseases and such other matters as arise from time to time as issues to be addressed in connection with Triathlon;

k. do all that is reasonably necessary to enable these Objects to be achieved and to enable the Members to receive the benefits which these Objects are intended to achieve;

l. co-operate or join with or support any association, organisation, society, individual whose activities or purposes are similar to those of the Company or which advance Triathlon in New South Wales;

m. have regard to the public interest in its operations;

n. and undertake and or do all such things or activities as are necessary, incidental or conducive to the advancement of these Objects

Director's report



2. Operational review

a. Financial operating results

The surplus of the Company for the year ended 30th June 2026, amounted to $728.

In accordance with the Constitution of the Company the income and property of the Company must be applied solely towards the promotion of the Objects.

b. Funding of operations

The Company has maintained its activities in the furtherance of its objectives through volunteer member resources, funding grants from government agencies, sponsorship and membership levies and income generated through the sanctioning of triathlon events in the state of New South Wales.

3. Other items

a. Significant changes in state of affairs

No significant changes in the Company's state of affairs occurred during the financial year.

b. After balance day events

No matters or circumstances have arisen since the end of the financial year which significantly affected or may significantly affect the operations of the Company, the results of those operations or the state of affairs of the Company in future financial years.

c. Auditor's Independence Declaration

A copy of the auditor's independence declaration as required under section 307C of the Corporations Act 2001 is set out in the Financial Reports.

d. Rounding of amounts

The Company is an entity to which ASIC Class order 98/100 applies and, accordingly, amounts in the financial statements and directors' report have been rounded to the nearest dollar.

e. Environmental issues

The Company's operations are not regulated by any significant environmental regulation under a law of the Commonwealth or of a state or territory.

4. Director and Company Secretary information

a. Information on Directors

The names of the Directors in office at any time during, or since the end of the financial year are:

ELECTED DIRECTOR – PRESIDENT
Deanna Waters
Elected 24th November 2021
Re-elected 26th November 2025
Elected President 16th July 2024

ELECTED DIRECTOR – VICE PRESIDENT
Glenn Schwarzel
Elected 11th August 2008
Re-eected 27th November 2024
Elected Vice President 16th July 2024

ELECTED DIRECTOR
Megan Goodwin
Elected 24th November 2021
Re-elected 29th November 2025

ELECTED DIRECTOR
Nicky Western
Elected 24th November 2021
Re-elected 29th November 2025

ELECTED DIRECTOR
Sarah Maguire
Elected 30th November 2022
Re-elected 27th November 2024
Retired 26th November 2025

ELECTED DIRECTOR
Sarah Watson
Replaced Sarah Maguire 7th April 2025

ELECTED DIRECTOR
Ja Davis
Elected 30th November 2022
Re-elected 27th November 2024
Retired 26th November 2025

ELECTED DIRECTOR
Will Beukes
Replaced Ja Davis 7th April 2025

APPOINTED DIRECTOR
Lucy Burgmann
Appointed 15th February 2022

APPOINTED DIRECTOR
Todd Alexis
Appointed 23rd April 2024

APPOINTED DIRECTOR
Rees Taylor
Appointed 7th April 2025

b. Meetings of directors

During the financial year, 12 meetings of directors were held. Attendances by each director during the year were as follows:

NAME (IN ALPHABETICAL ORDER)	MEETINGS ELIGIBLE TO ATTEND	MEETINGS ATTENDED
Todd Alexis	12	11
Lucy Burgmann	12	12
Will Beukes	4	4
Ja Davis	4	3
Megan Goodwin	12	12
Sarah Maguire	4	0
Glenn Schwarzel	12	12
Rhys Taylor	4	4
Deanna Waters	12	12
Sarah Watson	4	4
Nicky Western	12	12

No indemnities have been given or insurance premiums paid, during or since the end of the financial year, for any person who is or has been an officer or auditor of the Company.

The following person held the position of Company Secretary at the end of the financial year:

Adam Wicks, Chief Executive Officer,
Triathlon New South Wales Limited

5. Proceedings on Behalf of Company

a. No Leave or proceedings

No person has applied for leave of Court to bring proceedings on behalf of the Company or intervene in any proceedings to which the Company is a party for the purpose of taking responsibility on behalf of the Company for all or any part of those proceedings.

The Company was not a party to any such proceedings during the year.

6. Sign off details

Signed in accordance with a resolution of the Board of Directors:



Deanna Waters
President
Triathlon New South Wales Limited
31 October 2026



Financials

Annual Financial Statements

Triathlon New South Wales Limited
ABN 90 267 328 115

For the year ended 30 June 2026

Contents

Independent Auditor's Report	36
Statement of Profit or Loss and Other Comprehensive Income	38
Statement of Financial Position	39
Statement of Changes in Equity	40
Statement of Cash Flows	41
Notes to the Financial Statements	42
Segment Reporting	50
Director's Declaration	51
Auditor's Independence Declaration	52

NSW TRIATHLON

KENDALLS BEHRENS
AUDITS

Partners
Charles A Behrens FCA
Registered Company Auditor
Grant Behrens CA
Felicity Donnelly CA

Independent Auditor's Report

To: The Members of Triathlon New South Wales Limited
ABN 90 267 328 115

Report on the Audit of Financial Report for the Financial Year ending 30 June 2026

Opinion

We have audited the financial report of Triathlon New South Wales Limited, which comprises the statement of financial position as of 30 June 2026, the statement of comprehensive income, statement of changes in equity and statement of cash flows for the year then ended, and notes to the financial statements, including a summary of significant accounting policies, and the company's declaration.

In our opinion, the accompanying financial report of Triathlon New South Wales Limited has been prepared in accordance with the Corporations Act 2001, including:

a. giving a true and fair view of the financial position as at 30 June 2026 and of the financial performance for the year then ended; and

b. complying with Australian Accounting Standards to the extent described in Note 1 and complying with the Corporations Regulations 2001.

Basis for Opinion

We have conducted the audit in accordance with Australian Auditing Standards. Our responsibilities under those standards are further described in the Auditor's responsibilities for the Audit of the Financial Report section of our report. We are independent of Triathlon New South Wales Limited in accordance with the ethical requirements of the Accounting Professional and Ethical Standards Board's APES 110 Code of Ethics for Professional Accountants (the Code) that are relevant to our audit of the financial report in Australia. We have also fulfilled our other ethical responsibilities in accordance with the Code.

We believe that the audit evidence we have obtained is sufficient and appropriate to provide a basis for our opinion.

Other Information

The directors are responsible for the other information. The other information comprises the information included in the company's annual report for the year ended 30 June 2026 but does not include the financial report and our auditor's report thereon. Our opinion on the financial report does not cover the other information and accordingly, we do not express any form of assurance conclusion thereon.

In connection with the audit of the financial report, our responsibility is to read the other information and, in doing so, consider whether the other information is materially inconsistent with the financial report, or our knowledge obtained in the audit or otherwise appears to be materially misstated.

If, based on the work we have performed, we conclude that there is a material misstatement of this other information, we are required to report that fact. We have nothing to report in this regard.

CHARTERED ACCOUNTANTS™
AUSTRALIA + NEW ZEALAND

Liability limited by a scheme approved under Professional Standards Legislation.

Direct Contact
Charles Behrens
0417 249 977
cbehrens52@gmail.com

Office Contact
+61 2 8843 0666
email@kendallsb.com.au
kendallsbehrens.com.au

Address
Ground Floor, Suite 1.06
29-31 Solent Circuit
Norwest NSW 2153

PO Box
PO Box 6624
Norwest 2153

ABN
11 909 277 659

Responsibilities of the Company for the Financial Report

The company is responsible for the preparation and fair presentation of the financial report in accordance with Australian Accounting Standards, and for such internal control as the company determines is necessary to enable the preparation of the financial report that is free from material misstatement, whether due to fraud or error.

In preparing the financial report, the company is responsible for assessing its ability to continue as a going concern, disclosing, as applicable, matters related to going concern, and using the going concern basis of accounting unless the company either intends to liquidate or to cease operations or has no realistic alternative but to do so.

The company is responsible for overseeing its financial reporting processes.

Auditor's Responsibilities for the Audit of the Financial Report

Our objectives are to obtain reasonable assurance about whether the financial report, as a whole, is free from material misstatement, whether due to fraud or error, and to issue an auditor's report that includes our opinion. Reasonable assurance is a high level of assurance but is not a guarantee that an audit conducted in accordance with Australian Auditing Standards will always detect a material misstatement when it exists. Misstatements can arise from fraud or error and are considered material if, individually or in the aggregate, they could reasonably be expected to influence the economic decisions of users taken on the basis of the financial report.

As part of an audit in accordance with the Australian Auditing Standards, we exercise professional judgment and maintain professional skepticism throughout the audit. We also:

- Identify and assess the risks of material misstatement of the financial report, whether due to fraud or error, design and perform audit procedures responsive to those risks, and obtain audit evidence that is sufficient and appropriate to provide a basis for our opinion. The risk of not detecting a material misstatement resulting from fraud is higher than for one resulting from error, as fraud may involve collusion, forgery, intentional omissions, misrepresentations, or the override of internal control.
- Obtain an understanding of internal control relevant to the audit in order to design audit procedures that are appropriate in the circumstances, but not for the purpose of expressing an opinion on the effectiveness of the company's internal control.
- Evaluate the appropriateness of accounting policies used and the reasonableness of accounting estimates and related disclosures made by the company,
- Conclude on the appropriateness of the Company's use of the going concern basis of accounting and, based on the audit evidence obtained, whether a material uncertainty exists related to events or conditions that may cast significant doubt on the Company's ability to continue as a going concern. If we conclude that a material uncertainty exists, we are required to draw attention in our auditor's report to the related disclosures in the financial report or, if such disclosures are inadequate, to modify our opinion. Our conclusions are based on the audit evidence obtained up to the date of our auditor's report. However, future events or conditions may cause the Company to cease to continue as a going concern.
- Evaluate the overall presentation, structure and content of the financial report, including the disclosures, and whether the financial report represents the underlying transactions and events in a manner that achieves fair presentation.

We have communicated with the company regarding, among other matters, the planned scope and timing of the audit and significant audit findings, including any significant deficiencies in internal control identified during the audit.

Charles A Behrens, Bbus, FCA
Partner

29–31 Solent Circuit
Norwest NSW 2153
26 October 2026

CHARTERED ACCOUNTANTS™
AUSTRALIA + NEW ZEALAND

Liability limited by a scheme approved under Professional Standards Legislation.

Statement of Profit or Loss and Other Comprehensive Income

Triathlon New South Wales Limited
For the year ended 30 June 2026

	NOTES	2026 $	2025 $
Income			
Grants Revenue		170,000	120,000
Technical Services & License Fees		24,322	40,375
Membership and Affiliations		312,222	309,435
Other Contribution Revenue		102,096	101,976
Sponsorship		15,000	18,750
Others		0	0
Total Income		**623,640**	**590,536**
Other Income			
Interest Received		23,460	27,859
Total Other Income		**23,460**	**27,859**
Total Income		**647,100**	**618,395**
Expenses			
Project Activities		47,081	78,620
Grants paid		32,188	26,834
Employee and contractor expenses		462,725	408,541
Travel and Accommodation		71,724	52,143
Marketing & Communications		6,304	2,786
Office and Occupancy		8,990	9,195
Other Expenses		15,959	16,429
Depreciation		1,402	2,288
Total Expenses		**646,373**	**596,836**
Surplus/(Deficit) from all activities		**727**	**21,559**
Income tax expense		–	–
Net Surplus/(Deficit) for the year		**727**	**21,559**
Other Comprehensive Income		–	–
Total comprehensive income for the year		**727**	**21,559**

The accompanying notes form part of these financial statements

Statement of Financial Position

Triathlon New South Wales Limited
As at 30 June 2026

	NOTES	2026 $	2025 $
Assets			
CURRENT ASSETS			
Cash and Cash Equivalents	2	106,903	199,975
Investments- Held to Maturity	3	592,645	500,000
Accounts Receivables	4	13,395	10,675
Advances/ Prepayments	5	393	6,373
Total Current Assets		**713,336**	**717,023**
NON-CURRENT ASSETS			
Property Plant and Equipment	6	2,846	4,248
Total Assets		**716,183**	**721,271**
Liabilities			
CURRENT LIABILITIES			
Provisions	7	20,352	18,295
Payables	8	78,471	89,533
Total Current Liabilities		**98,823**	**107,827**
NON-CURRENT LIABILITIES			
Provisions	7	22,581	19,393
Total Non-Current Liabilities		**22,581**	**19,393**
Total Liabilities		**121,404**	**127,220**
Net Assets		**594,779**	**594,051**
Equity			
Reserves		594,778	594,051
Total Equity		**594,778**	**594,051**

The accompanying notes form part of these financial statements

Statement of Changes in Equity

Triathlon New South Wales Limited
For the year ended 30 June 2026

	2026 $	2025 $
Reserves		
Opening Balance	594,051	572,492
MOVEMENT DURING THE YEAR		
Surplus/(Deficit) for the year	727	21,559
Other Comprehensive Income (Loss) for the year	–	–
Closing Balance	**594,778**	**594,051**

The accompanying notes form part of these financial statements



Statement of Cash Flows

Triathlon New South Wales Limited
For the year ended 30 June 2026

	2026 $	2025 $
Cash flows from operating activities		
Receipts from operations	622,920	637,087
Payments to Suppliers and Employees	(646,807)	(601,337)
Total	**(23,887)**	**35,750**
Interest Received	23,460	27,859
Total Cash flows from operating activities	**(427)**	**63,609**
Cash flows from investing activities		
Purchase of property plant and equipment	-	(3,458)
Proceeds from sale of property plant and equipment	-	-
Investments in Terms deposits (net)	(92,645)	-
Total Cash flows from investing activities	**(92,645)**	**(3,458)**
Cash flows from financing activities		
Total Cash flows from financing activities	**–**	**–**
Cash and cash equivalents		
Net income (decrease) in cash held	(93,072)	60,151
Cash and cash equivalents at the beginning of the reporting period	199,975	139,824
Total Cash and cash equivalents at the end of the period	**106,903**	**199,975**

The accompanying notes form part of these financial statements

Notes to the Financial Statements

Triathlon New South Wales Limited
For the year ended 30 June 2026

1. Statement of Significant Accounting Policies

The financial statements are general purpose financial statements that have been prepared in accordance with Accounting Standards (including Australian Accounting Interpretations) and the Corporations Act 2001.

The format and content of the financial report apply the Simplified Disclosure Requirements as provided for by the Australian Accounting Standards Board in Standards AASB 1053/ AASB 1060, being Tier 2 Company.

Australian Accounting Standards set out accounting policies that the AASB has concluded would result in financial statements containing relevant and reliable information about transactions, events, and conditions. Material accounting policies adopted in the preparation of these financial statements are presented below and have been consistently applied unless otherwise stated.

The financial statements cover the economic entity of Triathlon New South Wales Limited (T/as NSW Triathlon) as an individual economic entity. The Company is not-for-entity, limited by guarantee, incorporated, and domiciled in Australia.

The financial statements of NSW Triathlon for the year ended 30 June 2026 were authorised for issue in accordance with the resolution of the directors on 20 October 2026.

The following is a summary of the material accounting policies adopted by the Company in the preparation of the financial report. The accounting policies have been consistently applied unless otherwise stated.

a. Basis of Preparation

REPORTING BASIS AND CONVENTIONS

The financial statements have been prepared on an accrual basis and are based on historical costs, modified, where applicable, by the measurement of the fair value of selected non-current assets, financial assets, and financial liabilities.

The financial report is presented in Australian Dollars which is the Company's functional and presentation currency.

b. Comparative Figures

Comparative figures have been adjusted and reclassified where necessary to conform to changes in presentation for the current financial year.

c. Inventories

Inventories are measured at the lower of cost or net realisable value. Inventories acquired at no cost, or for nominal consideration, are valued at the current replacement cost at the date of acquisition.

d. Property, Plant, and Equipment

Each class of property, plant, and equipment is carried at cost or fair values as indicated, less, where applicable, accumulated depreciation and impairment losses.

PLANT AND EQUIPMENT

Plant and equipment are measured on a cost basis less depreciation and impairment losses.

The carrying amount of plant and equipment is reviewed annually by directors to ensure it is not in excess of the recoverable amount from these assets. The recoverable amount is assessed on the basis of the expected net cash flows that will be received from the asset's employment and subsequent disposal. The expected net cash flows have been discounted to their present values in determining recoverable amounts.

DEPRECIATION

The depreciable amount of all fixed assets, excluding freehold land, is depreciated on a straight-line basis over the asset's useful life to the Company commencing from the time the asset is held ready for use.

The depreciation rates used for each class of depreciable assets are:

CLASS OF FIXED ASSET	DEPRECIATION RATE
Plant and equipment	10 – 50%

The assets residual values and useful lives are reviewed, and adjusted if appropriate, at the end of each reporting period.

Asset class carrying amount is written down immediately to its recoverable amount if the asset's carrying amount is greater than its estimated recoverable amount.

Gains and losses on disposals are determined by comparing proceeds with the carrying amount. These gains or losses are included in the statement of profit or loss income. When revalued assets are sold, amounts included in the revaluation reserve relating to that asset are transferred to retained earnings.

e. Cash and Cash Equivalents

Cash and cash equivalents include cash on hand, deposits held at call with banks, other short-term highly liquid investments with original maturities of less than three months, and bank overdrafts. Bank overdrafts are shown within short-term borrowings in current liabilities on the statement of financial position. Term deposits with an original maturity of three months or more have been shown as investments.

f. Employee Benefits

Provision is made for the Company's liability for employee benefits arising from services rendered by employees to the end of the reporting period. Employee benefits that are expected to be settled within one year have been measured at the amounts expected to be paid when the liability is settled, plus related on-costs. Employee benefits payable later than one year have been measured at the present value of the estimated future cash outflows to be made for those benefits. In determining the liability, consideration is given to employee wage increases and the probability that the employee may not satisfy vesting requirements. Those cash outflows are discounted using market yields on national government bonds with terms to maturity that match the expected timing of cash flows.

Contributions are made by the entity to an employee superannuation fund and are charged as expenses when incurred.

g. Financial Instruments

INITIAL RECOGNITION AND MEASUREMENT

Financial assets and financial liabilities are recognised when the entity becomes a party to the contractual provisions of the instrument. For financial assets, this is equivalent to the date when the entity commits itself to either purchase or sell the asset (i.e. trade accounting is adopted).

Financial instruments are initially measured at fair value plus transaction costs except where the instrument is classified 'at fair value through profit or loss' in which case transaction costs are expensed to profit or loss immediately. Financial instruments are classified and measured as set out below.

DERECOGNITION

Financial assets are derecognised where the contractual rights to receipt of cash flows expire, or the asset is transferred to another party whereby the entity no longer has any significant continuing involvement in the risks and benefits associated with the asset. Financial liabilities are derecognised where the related obligations are either discharged, canceled, or expired. The difference between the carrying value of the financial liability, which is extinguished or transferred to another party and the fair value of the consideration paid, including the transfer of non-cash assets or liabilities assumed, is recognised in profit or loss.

CLASSIFICATION AND SUBSEQUENT MEASUREMENT

Finance instruments are subsequently measured at fair value, amortized cost using the effective interest rate method, or cost. Fair value represents the amount for which an asset could be exchanged or a liability settled, between knowledgeable, willing parties. Where available, quoted prices in an active market are used to determine fair value. In other circumstances, valuation techniques are adopted.

FINANCIAL ASSETS AT FAIR VALUE THROUGH PROFIT OR LOSS

Financial assets are classified at 'fair value through profit or loss' when they are held for trading for the purpose of short-term profit-taking, where they are derivatives not held for hedging purposes, or when they are designated as such to avoid an accounting mismatch or to enable performance evaluation where a group of financial assets is managed by key management personnel on a fair value basis in accordance with a documented risk management or investment strategy. Such assets are subsequently measured at fair value with changes in carrying value being included in profit or loss.

i. Loans and receivables

Loans and receivables are non-derivative financial assets with fixed or determinable payments that are not quoted in an active market and are subsequently measured at amortised cost. Loans and receivables are included in current assets, except for those which are not expected to mature within 12 months after the end of the reporting period, which are classified as non-current assets.

ii. Held-to-maturity investments

Held-to-maturity investments are non-derivative financial assets that have fixed maturities and fixed or determinable payments, and it is the entity's intention to hold these investments to maturity. They are subsequently measured at amortised cost. Held-to-maturity investments are included in non-current assets, except for those which are expected to mature within 12 months after the end of the reporting period. If during the period the company sold or reclassified more than an insignificant amount of the held-to-maturity investments before maturity, the entire held-to-maturity investment would be tainted and reclassified available-for-sale.

ii. Financial liabilities

Non-derivative financial liabilities (excluding financial guarantees) are subsequently measured at amortised cost.

FAIR VALUE

Fair value is determined based on current bid prices for all quoted investments. Valuation techniques are applied to determine the fair value for all unlisted securities, including recent arm's length transactions, reference to similar instruments, and option pricing models.

IMPAIRMENT

At the end of each reporting period, the Company assesses whether there is objective evidence that a financial instrument has been impaired. In the case of available-for-sale financial instruments, a prolonged decline in the value of the instrument is considered to determine whether impairment has arisen. Impairment losses are recognised in the statement of profit or loss income.

h. Provisions

Provisions are recognised when the Company has a legal or constructive obligation, as a result of past events, for which it is probable that an outflow of economic benefits will result, and that outflow can be reliably measured. Provisions recognised to represent the best estimate of the amounts required to settle the obligation at the end of the reporting period.

i. Contributions

NSW Triathlon receives non-reciprocal contributions from the government and other parties for no or nominal value. These contributions are recognised at fair value on the date of acquisition upon which time an asset is taken up in the balance sheet and revenue in the income statement.

j. Revenue

Revenue from the sale of goods is recognised upon the delivery of goods to customers.

Grant revenue is recognised in the statement of profit or loss income when the entity obtains control of the grant, and it is probable that the economic benefits gained from the grant will flow to the entity and the amount of the grant can be measured reliably.

If conditions are attached to the grant which must be satisfied before it is eligible to receive the contribution, the recognition of the grant as revenue will be deferred as liabilities until those conditions are satisfied.

When grant revenue is received whereby the entity incurs an obligation to deliver economic value directly back to the contributor, this is considered a reciprocal transaction, and the grant revenue is recognised in the statement of financial position as a liability until the service has been delivered to the contributor, otherwise, the grant is recognised as income on receipt.

Interest revenue is recognised using the effective interest rate method, which for floating rate financial assets is the rate inherent in the instrument.

Revenue from the rendering of services is recognised upon the delivery of the service to the customers.

k. Intangibles

SOFTWARE

Software is recorded at cost. The software has a finite life and is carried at cost less any accumulated amortisation and impairment losses. It has an estimated useful life of between three to five years. It is assessed annually for impairment.

l. Goods and Services Tax (GST)

Revenues, expenses, and assets are recognised net of the amount of GST, except where the amount of GST incurred is not recoverable from the Australian Taxation Office. In these circumstances, GST is recognised as part of the cost of acquisition of the asset or as part of an item of the expense. Receivables and payables in the statement of financial position are shown inclusive of GST.

Cash flows are presented in the cash flow statement on a gross basis, except for the GST component of investing and financing activities, which are disclosed as operating cash flows.

m. Rounding of Amounts

The Company has applied the relief available to it under ASIC Class Order 98/100 and accordingly, amounts in the financial report and directors' report have been rounded off to the nearest $1.

n. Impairment of Assets

At each reporting date, the Company reviews the carrying values of its tangible and intangible assets to determine whether there is any indication that those assets have been impaired. If such an indication exists, the recoverable amount of the asset, being the higher of the asset's fair value less costs to sell and value in use, is compared to the asset's carrying value. Any excess of the asset's carrying value over its recoverable amount is expended to the statement of profit or loss income.

Where the future economic benefits of the asset are not primarily dependent upon the asset's ability to generate net cash inflows and when the entity would, if deprived of the asset, replace its remaining future economic benefits, value in use is determined as the depreciated replacement cost of an asset.

Where it is not possible to estimate the recoverable amount of an asset's class, the entity estimates the recoverable amount of the cash-generating unit to which the class of assets belongs.

Where an impairment loss on a revalued asset is identified, this is debited against the revaluation reserve in respect of the same class of asset to the extent that the impairment loss does not exceed the amount in the revaluation surplus for that same class of asset.

o. Classification of leases in financial statements

Expenses relating to leases of low-value assets or short-term leases have been charged as an expense on a straight-line basis.

p. Critical accounting estimates and judgments

The directors evaluate estimates and judgments incorporated into the financial statements based on historical knowledge and the best available current information. Estimates assume a reasonable expectation of future events and are based on current trends and economic data, obtained both externally and within the Company.

KEY ESTIMATES – *IMPAIRMENT*

The Company assesses impairment at each reporting date by evaluating conditions and events specific to the Company that may be indicative of impairment triggers. Recoverable amounts of relevant assets are reassessed using value-in-use calculations which incorporate various key assumptions.

q. Income tax

No provision for income tax has been raised as the entity is exempt from income tax under Division 50 of the Income Tax Assessment Act 1997.

	2026 $	2025 $
2. Cash and Cash Equivalents		
Bank Accounts		
NAB Trading account	54,903	154,154
ANZ Business Essentials	0	23,690
NAB Term Deposit	52,000	-
Westpac Community Solutions	0	22,130
Total Bank Accounts	**106,903**	**199,975**
Total Cash and Cash Equivalents	**106,903**	**199,975**
3. Investments – Held to Maturity		
Current		
TNSW Term Desposit - WBC	250,000	250,000
TNSW Term Desposit - ANZ	250,000	250,000
TNSW Term Desposit - NAB	92,645	0
Total	**592,645**	**500,000**
Total Investments	**592,645**	**500,000**
4. Accounts Receivables		
Current		
Accounts Receivable	11,579	9,086
Accrued Income	1,816	1,589
Total Current	**13,395**	**10,675**
Total Receivables	**13,395**	**10,675**
5. Advances/Prepayments		
Current		
Advances/Prepayments	393	6,373
Total Current	**393**	**6,373**
Total Advance/Prepayments	**393**	**6,373**



	2026 $	2025 $

6. Property Plant and Equipment

Plant and Equipment at Cost	7,351	7,351
Accumulated Depreciation of Plant and Equipment	(4,505)	(3,104)
Total Plant and Equipment	**2,846**	**4,248**
Total Property Plant and Equipment	**2,846**	**4,248**

7. Provisions

Current

Provision for annual leave	20,352	18,295
Provision for long service leave	-	–
Total Provisions – Current	**20,352**	**18,295**

Non-Current

Provision for long service leave	22,581	19,393
Total Provisions – Non-Current	**22,581**	**19,393**

8. Payables and other liabilities

Current

NAB Master card	60	2,257
Accounts Payable	82	74
Grant Revenue Received in Advance/Unearned	67,000	65,000
Accrued Expenses	0	305
GST and PAYG Withholding	11,329	12,193
Superannuation payable	-	9,704
Total Current	**78,471**	**89,533**
Total Payables and other liabilities	**78,471**	**89,533**

9. Notes to the Statement of Cash Flows

For the purposes of Cash, the company has included all Cash at Hand, Cash at Bank, and the Asset – Investments Less Accrued Income as all investments are highly liquid.

Cash at the end of the reporting period as shown in the statement of Cash Flows is reconciled to the related items in the Balance Sheet position as follows:

	2026 $	2025 $
Reconciliation of cash and cash equivalents		
Cash at Banks	106,903	199,975
Total Reconciliation of cash and cash equivalents	**106,903**	**199,975**
Reconciliation of Net Cash Used in Operating Activities to Operating Result		
Operating result	727	21,559
Add: Depreciation	1,402	2,288
Less: Movement in receivables and income in advance	(720)	46,551
Movement in Advance/Prepayments	5,980	(6,029)
Movement in Provisions	5,245	(4,517)
Movement in creditors and other payables	(13,062)	3,757
Total Reconciliation of Net Cash Used in Operating Activities to Operating Result	**(427)**	**63,609**

10. Related Party Transactions

Transactions between related parties are on normal commercial terms and conditions no more favorable than those available to other parties unless otherwise stated.

11. Auditors' remuneration

	2026 $	2025 $
Audit and review fees	5,950	5,950
Total	**5,950**	**5,950**

12. Financial Instruments

Financial Risk Management

The company's financial instruments consist mainly of deposits with banks, local money market instruments, short-term investments, accounts receivable, and payable. The company does not have any derivative instruments on 30 June 2026.

Treasury Risk Management

A Finance and Audit Committee meets on a regular basis to analyse financial risk exposure and to evaluate treasury management strategies in the context of the most recent economic conditions and forecasts.

Financial Risk Exposures and Management

The main risks the company is exposed to through its financial instruments are interest rate risk, liquidity risk and credit risk.

Foreign Currency Risk

The company does not have any foreign currencies on 30 June 2026.

Liquidity Risk

The company manages liquidity risk by monitoring forecast cash flows and ensuring that adequate liquidity is maintained.

Interest Rate Risk

Interest rate risk, when applicable, is managed with a mixture of fixed and floating-rate debt. At 30 June 2026, there is no fixed rate or floating rate debt.

Credit Risk

The maximum exposure to credit risk, excluding the value of any collateral or other security, at balance date to recognised financial assets, is the carrying amount, net of any provisions for impairment of those assets, as disclosed in the balance sheet and notes to the financial statements. The company does not have any material credit risk exposure to any single receivable or group of receivables under financial instruments entered by the company.

There is no material amounts of collateral held as security on 30 June 2026.

The trade receivables balance on 30 June 2026 and 30 June 2025 do not include any counterparties with external credit ratings.

Price Risk

The company is not exposed to any material commodity price risk.

Net Fair Values

The net fair values of listed investments, if relevant, are valued at the quoted market bid price at the balance date adjusted for transaction costs expected to be incurred. For other assets and other liabilities, the net fair value approximates their carrying value. No financial assets or financial liabilities are readily traded on organised markets in standardized form other than listed investments. Financial assets where the carrying amount exceeds net fair values have not been written down as the company intends to hold these assets to maturity.

The aggregate net fair values and carrying amounts of financial assets and financial liabilities are disclosed in the balance sheet and in the notes to the financial statements. Triathlon New South Wales Limited has no non-current borrowings as of 30 June 2026.



13. Capital Management

Management controls the capital of the company to ensure that adequate cash flows are generated and that returns from investments are maximised. The Company's investment policy is designed to mitigate the risk of revenue loss and safeguard the expected returns from its investments. The Finance and Audit Committee ensures that the overall risk management strategy is in line with this objective.

The Finance and Audit Committee operates under policies approved by the board of directors. The company's capital consists of financial liabilities, supported by financial assets.

Management effectively manages the company's capital by assessing the company's financial risks and responding to changes in these risks and in the market. There have been no changes to the strategy adopted by management to control the capital of the company since previous year.

14. Events Occurring After the Reporting Date

No other matters or circumstances have arisen since the end of the financial year which significantly affected or could significantly affect the operations of the Company, the results of those operations, or the state of affairs of the Company in future financial years.

15. Key Management Personnel Compensation

Directors received no remuneration.

The Company's Key Management Personnel includes the Chief Executive Officer and was remunerated as follows:

Employee Benefits		
Short Term Employee Benefits	113,679	115,518
Post-Employment Benefits	39,604	39,704
Total Employee Benefits	**153,283**	**155,222**

16. Company Details

Registered Office: The registered office and principal place of business of the company are:

Triathlon New South Wales Limited
Suite 101, 13-15 Wentworth Ave
Sydney NSW, 2000

17. Members' Guarantee

The company is incorporated under the Corporations Act 2001 and is a company limited by guarantee. If the company is wound up, the constitution states that each member is required to contribute a maximum of $1 each towards meeting any outstanding amounts and other obligations of the company. On 30 June 2026, the number of members was 5,076 (in 2025 number of members was 5,040).

Segment Reporting

Triathlon New South Wales Limited
For the year ended 30 June 2026

	2026					2025				
ACCOUNT	EVENTS	PATHWAY PROGRAM	SUPPORT/ ADMIN	UNASSIGNED	2026	EVENTS	PATHWAY PROGRAM	SUPPORT/ ADMIN	UNASSIGNED	2025
Income										
Grants revenue	–	–	170,000	–	**170,000**	–	–	120,000	–	**120,000**
Commercial income	–	–	15,000	–	**15,000**	–	–	18,750	–	**18,750**
Technical Services & Licence Fees	24,322	–	–	–	**24,322**	40,375	–	–	–	**40,375**
Income from investment activities	–	–	23,460	–	**23,460**	–	–	27,859	–	**27,859**
Membership & affiliation income	–	–	312,222	–	**312,222**	–	–	309,435	–	**309,435**
Other contribution income	–	102,096			**102,096**	–	101,976	–	–	**101,976**
Total Revenue	**24,322**	**102,096**	**520,682**	**-**	**647,100**	**40,375**	**101,976**	**476,044**	**–**	**618,395**
Total Income	**24,322**	**102,096**	**520,682**	**-**	**647,100**	**40,375**	**101,976**	**476,044**	**–**	**618,395**
Expenses										
Grants paid	–	10,500	21,688	–	**32,188**	–	10,500	16,334	–	**26,834**
Marketing & Communications	–	–	6,304	–	**6,304**	–	–	2,786	–	**2,786**
Office and Occupancy	–	–	8,990	–	**8,990**	–	–	9,195	–	**9,195**
Other Expenses	–	–	15,959	–	**15,959**	–	–	16,429	–	**16,429**
Project Activities	17,210	11,015	16,268	2,588	**47,081**	23,704	14,958	39,958	–	**78,620**
Staffing & contractors	4,310	14,895	443,520	–	**462,725**	427	12,322	395,792	–	**408,541**
Travel and Accommodation	8,706	42,565	17,165	3,288	**71,724**	9,762	28,910	13,471	–	**52,143**
Depreciation	–	–	1,402		**1,402**	–	–	2,288	–	**2,288**
Total Expenses	**30,226**	**78,975**	**531,296**	**5,876**	**646,373**	**33,893**	**66,690**	**496,253**	**–**	**596,836**
Surplus (Deficit)	**(5,904)**	**23,121**	**(10,614)**	**(5,876)**	**727**	**6,482**	**35,286**	**(20,209)**	**–**	**21,559**
Net Surplus/(Deficit) for the year	**(5,904)**	**23,121**	**(10,614)**	**(5,876)**	**727**	**6,482**	**35,286**	**(20,209)**	**–**	**21,559**

Director's Declaration

Triathlon New South Wales Limited
For the year ended 30 June 2026

The directors have determined that the company is not a reporting entity and that this special purpose financial report should be prepared in accordance with the accounting policies outlined in Note 1 to the financial statements.

The directors of the company declare that:

1. The financial statements and notes, present fairly the company's financial position as at 30 June 2026 and its performance for the year ended on that date in accordance with the accounting policies described in Note 1 to the financial statements; and
2. In the directors' opinion there are reasonable grounds to believe that the company will be able to pay its debts as and when they become due and payable.

This declaration is made in accordance with a resolution of the Board of Directors.

Director

Director

20 October 2026



KENDALLS BEHRENS
AUDITS

Partners
Charles A Behrens FCA
Registered Company Auditor
Grant Behrens CA
Felicity Donnelly CA

Auditor's Independence Declaration

To: Board of Directors of Triathlon New South Wales Ltd

We declare that, to the best of our knowledge and belief, in relation to the audit of the financial year ended 30 June 2026, there have been:

- no contraventions of the auditor independence requirements as set out in the Corporations Act 2001 in relation to the audit; and
- no contraventions of any applicable code of professional conduct in relation to the audit.

Charles A Behrens, Bbus, FCA
Partner

29–31 Solent Circuit
Norwest NSW 2153
26 October 2026

CHARTERED ACCOUNTANTS™
AUSTRALIA + NEW ZEALAND

Liability limited by a scheme approved under Professional Standards Legislation.

Direct Contact
Charles Behrens
0417 249 977
cbehrens52@gmail.com

Office Contact
+61 2 8843 0666
email@kendallsb.com.au
kendallsbehrens.com.au

Address
Ground Floor, Suite 1.06
29-31 Solent Circuit
Norwest NSW 2153

PO Box
PO Box 6624
Norwest 2153

ABN
11 909 277 659

Winning well to inspire



Partners

We are grateful for the continued support of the following commercial partners

BILLIGENCE
Data In.Sight

Reflections
HOLIDAYS

Club champs delivery partner

elitseenergy
MAKING EVENTS MEMORABLE

NSW TRIATHLON



NSW TRIATHLON

Triathlon New South Wales Limited
Suite 101
13-15 Wentworth Ave
Sydney NSW, 2000

ABN 90 267 328 115 ACN 127 660 931
P (02) 8488 6250
E info@nsw.triathlon.org.au
W www.triathlon.org.au/nsw